

Аудиторское заключение независимого аудитора

Владельцам инвестиционных паев
Закрытого паевого инвестиционного фонда недвижимости
«Рентный 3»
под управлением ООО УК «Надежное управление»,
Банку России

Заключение по результатам аудита финансовой отчетности

Мнение

Мы провели аудит финансовой отчетности Закрытого паевого инвестиционного фонда недвижимости «Рентный 3» под управлением общества с ограниченной ответственностью Управляющая компания «Надежное управление» (ЗПИФ недвижимости «Рентный 3» под управлением ООО «УК «Надежное управление», ОГРН управляющей компании ООО УК «Надежное управление» — 1077759414281, место нахождения управляющей компании ООО УК «Надежное управление» — 115432, Российская Федерация, г. Москва, пр-кт Андропова, д. 18, корп. 1, пом. VI; правила доверительного управления Фондом зарегистрированы ФСФР России 19.05.2009 в реестре за номером 1434-94156300), состоящей из:

1. Ежемесячных справок о стоимости чистых активов, в том числе о стоимости имущества паевого инвестиционного фонда, составленных на последний рабочий день каждого месяца 2021 года: 29.01.2021, 26.02.2021, 31.03.2021, 30.04.2021, 31.05.2021, 30.06.2021, 30.07.2021, 31.08.2021, 30.09.2021, 29.10.2021, 30.11.2021, 30.12.2021.
2. Ежемесячных отчетов о приросте (об уменьшении) стоимости имущества, составляющего паевой инвестиционный фонд, за каждый месяц 2021 года: за январь, февраль, март, апрель, май, июнь, июль, август, сентябрь, октябрь, ноябрь, декабрь 2021 года.
3. Отчета о вознаграждениях и расходах, связанных с доверительным управлением имуществом, составляющим паевой инвестиционный фонд за 2021 год.

По нашему мнению, прилагаемая финансовая отчетность ЗПИФ недвижимости «Рентный 3» под управлением ООО УК «Надежное управление» по состоянию на 31 декабря 2021 года составлена во всех существенных отношениях в соответствии с требованиями Федерального закона от 29.11.2001 № 156-ФЗ «Об инвестиционных фондах» и требованиями к отчетности инвестиционных фондов, предусмотренными Банком России в следующих документах:

в отношении ежемесячных справок о стоимости чистых активов, составленных на последний рабочий день каждого месяца с января по декабрь 2021 года, ежемесячных отчетов о приросте (об уменьшении) стоимости имущества, составляющего паевой инвестиционный фонд, за каждый месяц с января по декабрь 2021 года, отчета о вознаграждениях и расходах, связанных с доверительным управлением имуществом, составляющим паевой инвестиционный фонд за 2021 год:

по 30.09.2021 в Указаниях Банка России от 08.02.2018 № 4715-У «О формах, порядке и сроках составления и представления в Банк России отчетов акционерными инвестиционными

фондами, управляющими компаниями инвестиционных фондов, паевых инвестиционных фондов и негосударственных пенсионных фондов);

с 01.10.2021 в Указаниях Банка России от 13.01.2021 № 5708-У «Об объеме, формах, порядке и сроках составления и представления в Банк России отчетов акционерными инвестиционными фондами, управляющими компаниями инвестиционных фондов, паевых инвестиционных фондов и негосударственных пенсионных фондов».

Основание для выражения мнения

Мы провели аудит в соответствии с Международными стандартами аудита (МСА). Наша ответственность в соответствии с этими стандартами описана в разделе «Ответственность аудитора за аудит финансовой отчетности» настоящего заключения. Мы являемся независимыми по отношению к ЗПИФ недвижимости «Рентный 3» под управлением ООО УК «Надежное управление» в соответствии с Правилами независимости аудиторов и аудиторских организаций и Кодексом профессиональной этики аудиторов, соответствующими Кодексу этики профессиональных бухгалтеров, разработанному Советом по международным стандартам этики для профессиональных бухгалтеров, и нами выполнены прочие иные обязанности в соответствии с этими требованиями профессиональной этики. Мы полагаем, что полученные нами аудиторские доказательства являются достаточными и надлежащими, чтобы служить основанием для выражения нашего мнения.

Важные обстоятельства — принципы учета и ограничение в отношении использования

Мы обращаем внимание на информацию, изложенную на титульном листе ежемесячной отчетности ЗПИФ недвижимости «Рентный 3» под управлением ООО УК «Надежное управление», в котором указаны нормативные требования в отношении подготовки финансовой отчетности для обеспечения соблюдения требований Банка России. Финансовая отчетность подготовлена с целью соблюдения требований Федерального закона от 29.11.2001 № 156-ФЗ «Об инвестиционных фондах» и требований к отчетности инвестиционных фондов, предусмотренных Банком России. Следовательно, данная финансовая отчетность может быть непригодна для иной цели. Мы не модифицируем наше мнение в связи с этим обстоятельством.

Ответственность руководства ООО УК «Надежное управление» за финансовую отчетность

Руководство ООО УК «Надежное управление» несет ответственность за подготовку и представление указанной финансовой отчетности в соответствии с правилами составления финансовой отчетности, установленными Банком России, и за систему внутреннего контроля, которую руководство считает необходимой для подготовки финансовой отчетности, не содержащей существенных искажений вследствие недобросовестных действий или ошибок.

Ответственность аудитора за аудит финансовой отчетности

Наша цель состоит в получении разумной уверенности в том, что финансовая отчетность не содержит существенных искажений вследствие недобросовестных действий или ошибок, и в выпуске аудиторского заключения, содержащего наше мнение. Разумная уверенность представляет собой высокую степень уверенности, но не является гарантией того, что аудит, проведенный в соответствии с Международными стандартами аудита, всегда выявляет

существенные искажения при их наличии. Искажения могут быть результатом недобросовестных действий или ошибок и считаются существенными, если можно обоснованно предположить, что в отдельности или в совокупности они могут повлиять на экономические решения пользователей, принимаемые на основе этой финансовой отчетности.

В рамках аудита, проводимого в соответствии с Международными стандартами аудита, мы применяем профессиональное суждение и сохраняем профессиональный скептицизм на протяжении всего аудита. Кроме того, мы выполним следующее:

- 1) выявляем и оцениваем риски существенного искажения финансовой отчетности вследствие недобросовестных действий или ошибок; разрабатываем и проводим аудиторские процедуры в ответ на эти риски; получаем аудиторские доказательства, являющиеся достаточными и надлежащими, чтобы служить основанием для выражения нашего мнения. Риск необнаружения существенного искажения в результате недобросовестных действий выше, чем риск необнаружения существенного искажения в результате ошибки, так как недобросовестные действия могут включать сговор, подлог, умышленный пропуск, искаженное представление информации или действия в обход системы внутреннего контроля;
- 2) получаем понимание системы внутреннего контроля ООО УК «Надежное управление», имеющей значение для аудита, с целью разработки аудиторских процедур, соответствующих обстоятельствам, но не с целью выражения мнения об эффективности системы внутреннего контроля ООО УК «Надежное управление»;
- 3) оцениваем надлежащий характер применяемой учетной политики и обоснованность бухгалтерских оценок и соответствующего раскрытия информации, подготовленного руководством ООО УК «Надежное управление».

Отчет о результатах проверки в соответствии с требованиями Федерального закона от 29.11.2001 № 156-ФЗ «Об инвестиционных фондах»

Руководство управляющей компании ООО УК «Надежное управление» несет ответственность за выполнение требований, установленных Федеральным законом от 29.11.2001 № 156-ФЗ «Об инвестиционных фондах» и нормативными актами Банка России, в отношении имущества, составляющего паевой инвестиционный фонд, его учета и хранения, а также операций с этим имуществом.

В соответствии со ст. 50 Федерального закона от 29.11.2001 № 156-ФЗ «Об инвестиционных фондах» дополнительно к нашему аудиту финансовой отчетности ЗПИФ недвижимости «Рентный 3» под управлением ООО УК «Надежное управление» по состоянию на 30.12.2021 мы провели проверку:

- 1) оценки расчетной стоимости одного инвестиционного пая, суммы, на которую выдается один инвестиционный пай, и суммы денежной компенсации, подлежащей выплате в связи с погашением инвестиционного пая;
- 2) соблюдения требований, предъявляемых к порядку хранения имущества, составляющего паевой инвестиционный фонд, и документов, удостоверяющих права на имущество, составляющее паевой инвестиционный фонд;
- 3) сделок, совершенных с активами паевого инвестиционного фонда.

Указанная проверка ограничивалась такими выбранными на основе нашего суждения процедурами, как запросы, анализ, изучение документов, сравнение внутренних требований, порядков и методологий, утвержденных ООО УК «Надежное управление», с требованиями, установленными Банком России, а также пересчет и сравнение числовых значений и иной информации.

В результате проведенной нами проверки установлено следующее:

- 1) в части проверки расчетной стоимости одного инвестиционного пая, суммы, на которую

выдается один инвестиционный пай, и суммы денежной компенсации, подлежащей выплате в связи с погашением инвестиционного пая;

расчет стоимости одного инвестиционного пая, суммы, на которую выдается один инвестиционный пай, и суммы денежной компенсации, подлежащей выплате в связи с погашением инвестиционного пая осуществляется в соответствии с Правилами доверительного управления ЗПИФ недвижимости «Рентный 3» под управлением ООО УК «Надежное управление» (далее — Правилами Фонда) и Правилами определения стоимости активов ЗПИФ недвижимости «Рентный 3» под управлением ООО УК «Надежное управление» и величина обязательств, подлежащих исполнению за счет указанных активов, на 2021 год;

2) в части проверки соблюдения требований, предъявляемых к порядку хранения имущества, составляющего паевой инвестиционный фонд, и документов, удостоверяющих права на имущество, составляющее паевой инвестиционный фонд;

управляющая компания ООО УК «Надежное управление» в 2021 году передавала специализированному депозитарию имущество, составляющее паевой инвестиционный фонд, для учета и (или) хранения, а также копии всех первичных документов в отношении имущества, составляющего паевой инвестиционный фонд;

3) в части проверки сделок, совершенных с активами паевого инвестиционного фонда;

управляющая компания ООО УК «Надежное управление» в 2021 году совершала сделки с имуществом, составляющим паевой инвестиционный фонд, от своего имени, указывая при этом, что она действует в качестве доверительного управляющего, с учетом требований Федерального закона от 29.11.2001 № 156-ФЗ «Об инвестиционных фондах» и нормативных актов Банка России и Правил Фонда.

Мы не проводили каких-либо процедур в отношении данных бухгалтерского учета имущества, составляющего ЗПИФ недвижимости «Рентный 3» под управлением ООО УК «Надежное управление», кроме процедур, которые мы сочли необходимыми для целей выражения мнения о том, составлена ли финансовая отчетность ЗПИФ недвижимости «Рентный 3» под управлением ООО УК «Надежное управление» по состоянию на 30.12.2021 во всех существенных отношениях в соответствии с требованиями к отчетности инвестиционных фондов, предусмотренными Банком России.

Рыбакова Марина Александровна,
действующая от имени
аудиторской организации на основании
доверенности № 02/22 от 10 января 2022 года.

Руководитель аудита, по результатам которого
составлено аудиторское заключение
Рыбакова Марина Александровна, (ОРИЗ 22006099113)



Аудиторская организация:
АО «Гориславцев и К. Аудит»
ОГРН 1027700542858
125009, г. Москва, ул. Б. Никитская, д. 17, стр. 2
член саморегулируемой организации аудиторов
Ассоциация «Содружество»
ОРИЗ 11506040133

«25» марта 2022 года

Table 1: Summary of the University's Financial Position at the End of the Fiscal Year

Category	Amount	Change from Prior Year
Assets	\$1,234,567,890	+\$123,456,789
Liabilities	\$567,890,123	-\$45,678,901
Net Assets	\$666,677,767	+\$169,135,690

Table 2: Summary of the University's Financial Position at the End of the Fiscal Year (Continued)

Category	Amount	Change from Prior Year
Operating Assets	\$456,789,012	+\$56,789,012
Investment Assets	\$234,567,890	+\$78,901,234
Other Assets	\$155,310,965	+\$13,445,443

Table 3: Summary of the University's Financial Position at the End of the Fiscal Year (Continued)

Category	Amount	Change from Prior Year
Operating Liabilities	\$123,456,789	-\$12,345,678
Investment Liabilities	\$345,678,901	-\$34,567,890
Other Liabilities	\$98,765,432	-\$1,234,567

Table 4: Summary of the University's Financial Position at the End of the Fiscal Year (Continued)

Category	Amount	Change from Prior Year
Operating Assets	\$456,789,012	+\$56,789,012
Investment Assets	\$234,567,890	+\$78,901,234
Other Assets	\$155,310,965	+\$13,445,443
Operating Liabilities	\$123,456,789	-\$12,345,678
Investment Liabilities	\$345,678,901	-\$34,567,890
Other Liabilities	\$98,765,432	-\$1,234,567

Table 5: Summary of the University's Financial Position at the End of the Fiscal Year (Continued)

Category	Amount	Change from Prior Year
Operating Assets	\$456,789,012	+\$56,789,012
Investment Assets	\$234,567,890	+\$78,901,234
Other Assets	\$155,310,965	+\$13,445,443
Operating Liabilities	\$123,456,789	-\$12,345,678
Investment Liabilities	\$345,678,901	-\$34,567,890
Other Liabilities	\$98,765,432	-\$1,234,567

PROYECTO	ACTIVIDAD	ESTADO	FECHA	ACTIVIDAD	ESTADO	FECHA
1	1	1	1	1	1	1
2	2	2	2	2	2	2
3	3	3	3	3	3	3
4	4	4	4	4	4	4
5	5	5	5	5	5	5
6	6	6	6	6	6	6
7	7	7	7	7	7	7
8	8	8	8	8	8	8
9	9	9	9	9	9	9
10	10	10	10	10	10	10

1. El presente informe tiene como finalidad...

INDICADOR	UNIDAD	VALOR	FECHA	INDICADOR	UNIDAD	VALOR	FECHA
1	1	1	1	1	1	1	1
2	2	2	2	2	2	2	2
3	3	3	3	3	3	3	3
4	4	4	4	4	4	4	4
5	5	5	5	5	5	5	5
6	6	6	6	6	6	6	6
7	7	7	7	7	7	7	7
8	8	8	8	8	8	8	8
9	9	9	9	9	9	9	9
10	10	10	10	10	10	10	10

2. El presente informe tiene como finalidad...

INDICADOR	UNIDAD	VALOR	FECHA	INDICADOR	UNIDAD	VALOR	FECHA
1	1	1	1	1	1	1	1
2	2	2	2	2	2	2	2
3	3	3	3	3	3	3	3
4	4	4	4	4	4	4	4
5	5	5	5	5	5	5	5
6	6	6	6	6	6	6	6
7	7	7	7	7	7	7	7
8	8	8	8	8	8	8	8
9	9	9	9	9	9	9	9
10	10	10	10	10	10	10	10

3. El presente informe tiene como finalidad...

INDICADOR	UNIDAD	VALOR	FECHA	INDICADOR	UNIDAD	VALOR	FECHA
1	1	1	1	1	1	1	1
2	2	2	2	2	2	2	2
3	3	3	3	3	3	3	3
4	4	4	4	4	4	4	4
5	5	5	5	5	5	5	5
6	6	6	6	6	6	6	6
7	7	7	7	7	7	7	7
8	8	8	8	8	8	8	8
9	9	9	9	9	9	9	9
10	10	10	10	10	10	10	10

Item	Quantity	Unit	Rate	Amount	Remarks
...

Table 1: Material Schedule

Item	Quantity	Unit	Rate	Amount	Remarks
...

Table 2: Labor Schedule

Item	Quantity	Unit	Rate	Amount	Remarks
...

Table 3: Equipment Schedule

Item	Quantity	Unit	Rate	Amount	Remarks
...

Table 4: Other Schedule

Item	Quantity	Unit	Rate	Amount	Remarks
...

Table 5: Summary Schedule

Item	Quantity	Unit	Rate	Amount	Remarks
...

1. The following are the results of the audit of the financial statements of the company:

1. The following are the results of the audit of the financial statements of the company:

2. The following are the results of the audit of the financial statements of the company:

Particulars	2018	2019	2020	2021	2022
Assets	1000	1000	1000	1000	1000
Liabilities	1000	1000	1000	1000	1000
Total	2000	2000	2000	2000	2000

3. The following are the results of the audit of the financial statements of the company:

Particulars	2018	2019	2020	2021	2022
Assets	1000	1000	1000	1000	1000
Liabilities	1000	1000	1000	1000	1000
Total	2000	2000	2000	2000	2000

4. The following are the results of the audit of the financial statements of the company:

Particulars	2018	2019	2020	2021	2022
Assets	1000	1000	1000	1000	1000
Liabilities	1000	1000	1000	1000	1000
Total	2000	2000	2000	2000	2000

5. The following are the results of the audit of the financial statements of the company:

Particulars	2018	2019	2020	2021	2022
Assets	1000	1000	1000	1000	1000
Liabilities	1000	1000	1000	1000	1000
Total	2000	2000	2000	2000	2000

6. The following are the results of the audit of the financial statements of the company:

Particulars	2018	2019	2020	2021	2022
Assets	1000	1000	1000	1000	1000
Liabilities	1000	1000	1000	1000	1000
Total	2000	2000	2000	2000	2000

7. The following are the results of the audit of the financial statements of the company:

Particulars	2018	2019	2020	2021	2022
Assets	1000	1000	1000	1000	1000
Liabilities	1000	1000	1000	1000	1000
Total	2000	2000	2000	2000	2000

8. The following are the results of the audit of the financial statements of the company:

Particulars	2018	2019	2020	2021	2022
Assets	1000	1000	1000	1000	1000
Liabilities	1000	1000	1000	1000	1000
Total	2000	2000	2000	2000	2000

9. The following are the results of the audit of the financial statements of the company:

Particulars	2018	2019	2020	2021	2022
Assets	1000	1000	1000	1000	1000
Liabilities	1000	1000	1000	1000	1000
Total	2000	2000	2000	2000	2000

10. The following are the results of the audit of the financial statements of the company:

Particulars	2018	2019	2020	2021	2022
Assets	1000	1000	1000	1000	1000
Liabilities	1000	1000	1000	1000	1000
Total	2000	2000	2000	2000	2000

Item	Quantity	Unit	Material	Part No.	Remarks	Remarks	Remarks	Remarks
...

Item	Quantity	Unit	Material	Part No.	Remarks	Remarks
...

Item	Quantity	Unit	Material	Part No.	Remarks	Remarks	Remarks
...

Item	Quantity	Unit	Material	Part No.	Remarks	Remarks	Remarks
...

Item	Quantity	Unit	Material	Part No.	Remarks	Remarks
...

Item	Quantity	Unit	Material	Part No.	Remarks	Remarks	Remarks
...

Item	Quantity	Unit	Material	Part No.	Remarks	Remarks	Remarks
...

Item	Quantity	Unit	Material	Part No.	Remarks	Remarks	Remarks
...

Item	Quantity	Unit	Material	Part No.	Remarks	Remarks	Remarks	Remarks
...

1	1	2	3	4	5	6	7	8	9	10

Table 1. 1 - 2019-2020 CDARS

CDARS	CDARS	CDARS	CDARS	CDARS	CDARS	CDARS	CDARS	CDARS	CDARS	CDARS

Table 2. 1 - 2019-2020 CDARS

CDARS	CDARS	CDARS	CDARS	CDARS	CDARS	CDARS	CDARS

Table 3. 1 - 2019-2020 CDARS

Table 4. 1 - 2019-2020 CDARS

CDARS	CDARS	CDARS	CDARS	CDARS	CDARS	CDARS	CDARS	CDARS	CDARS	CDARS

1	2	3	4	5	6	7	8	9	10	11	12	13	14	15	16	17	18	19	20	21	22	23	24	25	26	27	28	29	30	31	32	33	34	35	36	37	38	39	40	41	42	43	44	45	46	47	48	49	50	51	52	53	54	55	56	57	58	59	60	61	62	63	64	65	66	67	68	69	70	71	72	73	74	75	76	77	78	79	80	81	82	83	84	85	86	87	88	89	90	91	92	93	94	95	96	97	98	99	100
---	---	---	---	---	---	---	---	---	----	----	----	----	----	----	----	----	----	----	----	----	----	----	----	----	----	----	----	----	----	----	----	----	----	----	----	----	----	----	----	----	----	----	----	----	----	----	----	----	----	----	----	----	----	----	----	----	----	----	----	----	----	----	----	----	----	----	----	----	----	----	----	----	----	----	----	----	----	----	----	----	----	----	----	----	----	----	----	----	----	----	----	----	----	----	----	----	----	----	-----

1	2	3	4	5	6	7	8	9	10	11	12	13	14	15	16	17	18	19	20	21	22	23	24	25	26	27	28	29	30	31	32	33	34	35	36	37	38	39	40	41	42	43	44	45	46	47	48	49	50	51	52	53	54	55	56	57	58	59	60	61	62	63	64	65	66	67	68	69	70	71	72	73	74	75	76	77	78	79	80	81	82	83	84	85	86	87	88	89	90	91	92	93	94	95	96	97	98	99	100
---	---	---	---	---	---	---	---	---	----	----	----	----	----	----	----	----	----	----	----	----	----	----	----	----	----	----	----	----	----	----	----	----	----	----	----	----	----	----	----	----	----	----	----	----	----	----	----	----	----	----	----	----	----	----	----	----	----	----	----	----	----	----	----	----	----	----	----	----	----	----	----	----	----	----	----	----	----	----	----	----	----	----	----	----	----	----	----	----	----	----	----	----	----	----	----	----	----	----	-----

1	2	3	4	5	6	7	8	9	10	11	12	13	14	15	16	17	18	19	20	21	22	23	24	25	26	27	28	29	30	31	32	33	34	35	36	37	38	39	40	41	42	43	44	45	46	47	48	49	50	51	52	53	54	55	56	57	58	59	60	61	62	63	64	65	66	67	68	69	70	71	72	73	74	75	76	77	78	79	80	81	82	83	84	85	86	87	88	89	90	91	92	93	94	95	96	97	98	99	100
---	---	---	---	---	---	---	---	---	----	----	----	----	----	----	----	----	----	----	----	----	----	----	----	----	----	----	----	----	----	----	----	----	----	----	----	----	----	----	----	----	----	----	----	----	----	----	----	----	----	----	----	----	----	----	----	----	----	----	----	----	----	----	----	----	----	----	----	----	----	----	----	----	----	----	----	----	----	----	----	----	----	----	----	----	----	----	----	----	----	----	----	----	----	----	----	----	----	----	-----

1	2	3	4	5	6	7	8	9	10	11	12	13	14	15	16	17	18	19	20	21	22	23	24	25	26	27	28	29	30	31	32	33	34	35	36	37	38	39	40	41	42	43	44	45	46	47	48	49	50	51	52	53	54	55	56	57	58	59	60	61	62	63	64	65	66	67	68	69	70	71	72	73	74	75	76	77	78	79	80	81	82	83	84	85	86	87	88	89	90	91	92	93	94	95	96	97	98	99	100
---	---	---	---	---	---	---	---	---	----	----	----	----	----	----	----	----	----	----	----	----	----	----	----	----	----	----	----	----	----	----	----	----	----	----	----	----	----	----	----	----	----	----	----	----	----	----	----	----	----	----	----	----	----	----	----	----	----	----	----	----	----	----	----	----	----	----	----	----	----	----	----	----	----	----	----	----	----	----	----	----	----	----	----	----	----	----	----	----	----	----	----	----	----	----	----	----	----	----	-----

1	2	3	4	5	6	7	8	9	10	11	12	13	14	15	16	17	18	19	20	21	22	23	24	25	26	27	28	29	30	31	32	33	34	35	36	37	38	39	40	41	42	43	44	45	46	47	48	49	50	51	52	53	54	55	56	57	58	59	60	61	62	63	64	65	66	67	68	69	70	71	72	73	74	75	76	77	78	79	80	81	82	83	84	85	86	87	88	89	90	91	92	93	94	95	96	97	98	99	100
---	---	---	---	---	---	---	---	---	----	----	----	----	----	----	----	----	----	----	----	----	----	----	----	----	----	----	----	----	----	----	----	----	----	----	----	----	----	----	----	----	----	----	----	----	----	----	----	----	----	----	----	----	----	----	----	----	----	----	----	----	----	----	----	----	----	----	----	----	----	----	----	----	----	----	----	----	----	----	----	----	----	----	----	----	----	----	----	----	----	----	----	----	----	----	----	----	----	----	-----

1	2	3	4	5	6	7	8	9	10	11	12	13	14	15	16	17	18	19	20	21	22	23	24	25	26	27	28	29	30	31	32	33	34	35	36	37	38	39	40	41	42	43	44	45	46	47	48	49	50	51	52	53	54	55	56	57	58	59	60	61	62	63	64	65	66	67	68	69	70	71	72	73	74	75	76	77	78	79	80	81	82	83	84	85	86	87	88	89	90	91	92	93	94	95	96	97	98	99	100
---	---	---	---	---	---	---	---	---	----	----	----	----	----	----	----	----	----	----	----	----	----	----	----	----	----	----	----	----	----	----	----	----	----	----	----	----	----	----	----	----	----	----	----	----	----	----	----	----	----	----	----	----	----	----	----	----	----	----	----	----	----	----	----	----	----	----	----	----	----	----	----	----	----	----	----	----	----	----	----	----	----	----	----	----	----	----	----	----	----	----	----	----	----	----	----	----	----	----	-----

1	2	3	4	5	6	7	8	9	10	11	12	13	14	15	16	17	18	19	20	21	22	23	24	25	26	27	28	29	30	31	32	33	34	35	36	37	38	39	40	41	42	43	44	45	46	47	48	49	50	51	52	53	54	55	56	57	58	59	60	61	62	63	64	65	66	67	68	69	70	71	72	73	74	75	76	77	78	79	80	81	82	83	84	85	86	87	88	89	90	91	92	93	94	95	96	97	98	99	100
---	---	---	---	---	---	---	---	---	----	----	----	----	----	----	----	----	----	----	----	----	----	----	----	----	----	----	----	----	----	----	----	----	----	----	----	----	----	----	----	----	----	----	----	----	----	----	----	----	----	----	----	----	----	----	----	----	----	----	----	----	----	----	----	----	----	----	----	----	----	----	----	----	----	----	----	----	----	----	----	----	----	----	----	----	----	----	----	----	----	----	----	----	----	----	----	----	----	----	-----


Sl. No.	Activity	Start Date	End Date	Duration	Priority	Responsible	Status	Remarks
1

Table 1: Summary of activities completed

Activity	Start Date	End Date	Duration	Priority	Responsible	Status	Remarks
...

Table 2: Summary of activities in progress

Activity	Start Date	End Date	Duration	Priority	Responsible	Status	Remarks
...



Signature: _____
 Name: _____
 Designation: _____

Итого за 2019 г.	1 040	6		1 040	600	440
Итого за 2020 г.	1 041	6				
Итого за 2019-2020 гг.	2 081	12				
Итого за 2019-2020 гг.					2 081	1 280
Итого за 2019-2020 гг.						
Итого за 2019-2020 гг.	2 081	12			2 081	1 280
Итого за 2019-2020 гг.						
Итого за 2019-2020 гг.	2 081	12				
Итого за 2019-2020 гг.						
Итого за 2019-2020 гг.	2 081	12				
Итого за 2019-2020 гг.						
Итого за 2019-2020 гг.	2 081	12			2 081	1 280
Итого за 2019-2020 гг.						
Итого за 2019-2020 гг.	2 081	12				
Итого за 2019-2020 гг.						
Итого за 2019-2020 гг.	2 081	12			2 081	1 280
Итого за 2019-2020 гг.						
Итого за 2019-2020 гг.	2 081	12				
Итого за 2019-2020 гг.						
Итого за 2019-2020 гг.	2 081	12			2 081	1 280
Итого за 2019-2020 гг.						
Итого за 2019-2020 гг.	2 081	12				
Итого за 2019-2020 гг.						
Итого за 2019-2020 гг.	2 081	12			2 081	1 280
Итого за 2019-2020 гг.						

Подпись: _____
 Должность: _____



[Handwritten Signature]

 Должность: _____

Подпись: _____
 Должность: _____

Tabla 1. Características de los principales tipos de contratos de suministro de bienes y servicios en el sector público

Tipología de contrato	Características principales	Objeto del contrato	Forma de pago	Observaciones
Contrato de suministro de bienes	El proveedor suministra bienes de acuerdo con el programa de necesidades establecido en el contrato.	Bienes	Por adelantado o a crédito	Se trata de un contrato de suministro de bienes que se ejecuta a lo largo de un periodo de tiempo determinado.
Contrato de suministro de servicios	El proveedor presta servicios de acuerdo con el programa de necesidades establecido en el contrato.	Servicios	Por adelantado o a crédito	Se trata de un contrato de suministro de servicios que se ejecuta a lo largo de un periodo de tiempo determinado.

Tabla 2. Características de los principales tipos de contratos de suministro de bienes y servicios en el sector público

Tipología de contrato	Características principales	Objeto del contrato	Forma de pago	Observaciones
Contrato de suministro de bienes	El proveedor suministra bienes de acuerdo con el programa de necesidades establecido en el contrato.	Bienes	Por adelantado o a crédito	Se trata de un contrato de suministro de bienes que se ejecuta a lo largo de un periodo de tiempo determinado.
Contrato de suministro de servicios	El proveedor presta servicios de acuerdo con el programa de necesidades establecido en el contrato.	Servicios	Por adelantado o a crédito	Se trata de un contrato de suministro de servicios que se ejecuta a lo largo de un periodo de tiempo determinado.

Tabla 3. Características de los principales tipos de contratos de suministro de bienes y servicios en el sector público

Tipología de contrato	Características principales	Objeto del contrato	Forma de pago	Observaciones
Contrato de suministro de bienes	El proveedor suministra bienes de acuerdo con el programa de necesidades establecido en el contrato.	Bienes	Por adelantado o a crédito	Se trata de un contrato de suministro de bienes que se ejecuta a lo largo de un periodo de tiempo determinado.
Contrato de suministro de servicios	El proveedor presta servicios de acuerdo con el programa de necesidades establecido en el contrato.	Servicios	Por adelantado o a crédito	Se trata de un contrato de suministro de servicios que se ejecuta a lo largo de un periodo de tiempo determinado.

Tabla 4. Características de los principales tipos de contratos de suministro de bienes y servicios en el sector público

Tipología de contrato	Características principales	Objeto del contrato	Forma de pago	Observaciones
Contrato de suministro de bienes	El proveedor suministra bienes de acuerdo con el programa de necesidades establecido en el contrato.	Bienes	Por adelantado o a crédito	Se trata de un contrato de suministro de bienes que se ejecuta a lo largo de un periodo de tiempo determinado.
Contrato de suministro de servicios	El proveedor presta servicios de acuerdo con el programa de necesidades establecido en el contrato.	Servicios	Por adelantado o a crédito	Se trata de un contrato de suministro de servicios que se ejecuta a lo largo de un periodo de tiempo determinado.

Tabla 5. Características de los principales tipos de contratos de suministro de bienes y servicios en el sector público

Tipología de contrato	Características principales	Objeto del contrato	Forma de pago	Observaciones
Contrato de suministro de bienes	El proveedor suministra bienes de acuerdo con el programa de necesidades establecido en el contrato.	Bienes	Por adelantado o a crédito	Se trata de un contrato de suministro de bienes que se ejecuta a lo largo de un periodo de tiempo determinado.
Contrato de suministro de servicios	El proveedor presta servicios de acuerdo con el programa de necesidades establecido en el contrato.	Servicios	Por adelantado o a crédito	Se trata de un contrato de suministro de servicios que se ejecuta a lo largo de un periodo de tiempo determinado.

Account Name	2010	2011	2012	2013	2014
Accounts Payable	11,000	10,000	10,000	10,000	10,000
Accounts Receivable	10,000	10,000	10,000	10,000	10,000
Inventory	10,000	10,000	10,000	10,000	10,000
Prepaid Expenses	10,000	10,000	10,000	10,000	10,000
Property, Plant, and Equipment	10,000	10,000	10,000	10,000	10,000
Accumulated Depreciation	(10,000)	(10,000)	(10,000)	(10,000)	(10,000)
Equity	10,000	10,000	10,000	10,000	10,000
Total	50,000	50,000	50,000	50,000	50,000

Table 1: Balance Sheet as of 12/31/2014

Account Name	2010	2011	2012	2013	2014
Accounts Payable	11,000	10,000	10,000	10,000	10,000
Accounts Receivable	10,000	10,000	10,000	10,000	10,000
Inventory	10,000	10,000	10,000	10,000	10,000
Prepaid Expenses	10,000	10,000	10,000	10,000	10,000
Property, Plant, and Equipment	10,000	10,000	10,000	10,000	10,000
Accumulated Depreciation	(10,000)	(10,000)	(10,000)	(10,000)	(10,000)
Equity	10,000	10,000	10,000	10,000	10,000
Total	50,000	50,000	50,000	50,000	50,000

Table 2: Income Statement for 2014

Account Name	2010	2011	2012	2013	2014
Revenue	100,000	100,000	100,000	100,000	100,000
Cost of Goods Sold	(60,000)	(60,000)	(60,000)	(60,000)	(60,000)
Gross Profit	40,000	40,000	40,000	40,000	40,000
Operating Expenses	(20,000)	(20,000)	(20,000)	(20,000)	(20,000)
Operating Income	20,000	20,000	20,000	20,000	20,000
Interest Expense	(5,000)	(5,000)	(5,000)	(5,000)	(5,000)
Income Before Taxes	15,000	15,000	15,000	15,000	15,000
Taxes	(3,000)	(3,000)	(3,000)	(3,000)	(3,000)
Net Income	12,000	12,000	12,000	12,000	12,000
Total	12,000	12,000	12,000	12,000	12,000

Table 3: Statement of Cash Flows for 2014

Account Name	2010	2011	2012	2013	2014
Operating Activities	12,000	12,000	12,000	12,000	12,000
Investing Activities	(10,000)	(10,000)	(10,000)	(10,000)	(10,000)
Financing Activities	(10,000)	(10,000)	(10,000)	(10,000)	(10,000)
Total	(8,000)	(8,000)	(8,000)	(8,000)	(8,000)

Year	1999	2000	2001	2002	2003
Revenue					
Expenses					
Net Income					

Table 1: Detailed Financial Data

Item	1999	2000	2001	2002	2003
Item 1	100	120	150	180	220
Item 2	200	250	300	350	400
Item 3	300	350	400	450	500
Item 4	400	450	500	550	600
Item 5	500	550	600	650	700
Item 6	600	650	700	750	800
Item 7	700	750	800	850	900
Item 8	800	850	900	950	1000
Item 9	900	950	1000	1050	1100
Item 10	1000	1050	1100	1150	1200

Table 2: Summary Financial Data

Year	2000	2001	2002	2003
Revenue	1000	1200	1500	1800
Expenses	800	950	1100	1300
Net Income	200	250	400	500

Table 3: Operational Data

Item	2000	2001	2002	2003
Item 1	1000	1200	1500	1800
Item 2	2000	2500	3000	3500
Item 3	3000	3500	4000	4500
Item 4	4000	4500	5000	5500
Item 5	5000	5500	6000	6500
Item 6	6000	6500	7000	7500
Item 7	7000	7500	8000	8500
Item 8	8000	8500	9000	9500
Item 9	9000	9500	10000	10500
Item 10	10000	10500	11000	11500

Table 4: Performance Data

Item	2000	2001	2002	2003
Item 1	1000	1200	1500	1800
Item 2	2000	2500	3000	3500
Item 3	3000	3500	4000	4500
Item 4	4000	4500	5000	5500
Item 5	5000	5500	6000	6500
Item 6	6000	6500	7000	7500
Item 7	7000	7500	8000	8500
Item 8	8000	8500	9000	9500
Item 9	9000	9500	10000	10500
Item 10	10000	10500	11000	11500

Part A: Multiple Choice Questions

1. The area of a square is 16 cm². What is the perimeter of the square?

(A) 8 cm	(B) 16 cm	(C) 20 cm	(D) 32 cm
----------	-----------	-----------	-----------

2. The area of a rectangle is 24 cm². The length of the rectangle is 6 cm. What is the width of the rectangle?

(A) 2 cm	(B) 4 cm	(C) 6 cm	(D) 8 cm
----------	----------	----------	----------

3. The area of a square is 100 cm². What is the perimeter of the square?

(A) 20 cm	(B) 40 cm	(C) 60 cm	(D) 80 cm
-----------	-----------	-----------	-----------

4. The area of a rectangle is 48 cm². The length of the rectangle is 8 cm. What is the width of the rectangle?

(A) 3 cm	(B) 6 cm	(C) 9 cm	(D) 12 cm
----------	----------	----------	-----------

5. The area of a square is 64 cm². What is the perimeter of the square?

(A) 16 cm	(B) 32 cm	(C) 48 cm	(D) 64 cm
-----------	-----------	-----------	-----------

6. The area of a rectangle is 36 cm². The length of the rectangle is 6 cm. What is the width of the rectangle?

(A) 3 cm	(B) 6 cm	(C) 9 cm	(D) 12 cm
----------	----------	----------	-----------

7. The area of a square is 81 cm². What is the perimeter of the square?

(A) 18 cm	(B) 36 cm	(C) 54 cm	(D) 72 cm
-----------	-----------	-----------	-----------

8. The area of a rectangle is 24 cm². The length of the rectangle is 4 cm. What is the width of the rectangle?

(A) 2 cm	(B) 4 cm	(C) 6 cm	(D) 8 cm
----------	----------	----------	----------

9. The area of a square is 144 cm². What is the perimeter of the square?

Year	2014	2015	2016	2017	2018	2019	2020	2021	2022	2023	2024	2025
Revenue												
Expenses												
Net Income												

Category	2014	2015	2016	2017	2018	2019	2020	2021	2022	2023	2024	2025
Revenue												
Expenses												
Net Income												

Year	2014	2015	2016	2017	2018	2019	2020	2021	2022	2023	2024	2025
Revenue												
Expenses												
Net Income												

Year	2014	2015	2016	2017	2018	2019	2020	2021	2022	2023	2024	2025
Revenue												
Expenses												
Net Income												

Year	2014	2015	2016	2017	2018	2019	2020	2021	2022	2023	2024	2025
Revenue												
Expenses												
Net Income												

Year	2014	2015	2016	2017	2018	2019	2020	2021	2022	2023	2024	2025
Revenue												
Expenses												
Net Income												

Year	2014	2015	2016	2017	2018	2019	2020	2021	2022	2023	2024	2025
Revenue												
Expenses												
Net Income												

Year	2014	2015	2016	2017	2018	2019	2020	2021	2022	2023	2024	2025
Revenue												
Expenses												
Net Income												

Year	2014	2015	2016	2017	2018	2019	2020	2021	2022	2023	2024	2025
Revenue												
Expenses												
Net Income												

No.	Nama	Jenis Pekerjaan	Jumlah Pekerja	Jumlah Mesin	Jumlah Material	Jumlah Biaya	Jumlah Waktu	Jumlah Lokasi	Jumlah Keterangan	Jumlah	Jumlah	Jumlah	Jumlah	Jumlah	Jumlah
1

No.	Nama	Jenis Pekerjaan	Jumlah Pekerja	Jumlah Mesin	Jumlah Material	Jumlah Biaya	Jumlah Waktu	Jumlah Lokasi	Jumlah Keterangan	Jumlah	Jumlah	Jumlah	Jumlah	Jumlah	Jumlah
1

No.	Nama	Jenis Pekerjaan	Jumlah Pekerja	Jumlah Mesin	Jumlah Material	Jumlah Biaya	Jumlah Waktu	Jumlah Lokasi	Jumlah Keterangan	Jumlah	Jumlah	Jumlah	Jumlah	Jumlah	Jumlah
1

Daftar Isi

No.	Nama	Jenis Pekerjaan	Jumlah Pekerja	Jumlah Mesin	Jumlah Material	Jumlah Biaya	Jumlah Waktu	Jumlah Lokasi	Jumlah Keterangan	Jumlah	Jumlah	Jumlah	Jumlah	Jumlah	Jumlah
1
2
3
4
5
6
7
8
9
10

Item	Quantity	Unit	Material	Price	Total
1	1000	kg	Concrete	1.50	1500.00
2	500	m ²	Rebar	3.00	1500.00
3	100	kg	Steel	10.00	1000.00
4	200	m ³	Gravel	7.50	1500.00
5	100	kg	Water	1.00	100.00
6	1000	kg	Concrete	1.50	1500.00

1. Total weight of concrete is 6000 kg.

2. Total volume of concrete is 4 m³.

Item	Quantity	Unit	Material	Price	Total
1	1000	kg	Concrete	1.50	1500.00
2	500	m ²	Rebar	3.00	1500.00
3	100	kg	Steel	10.00	1000.00
4	200	m ³	Gravel	7.50	1500.00
5	100	kg	Water	1.00	100.00
6	1000	kg	Concrete	1.50	1500.00

3. Total weight of concrete is 6000 kg.

Item	Quantity	Unit	Material	Price	Total
1	1000	kg	Concrete	1.50	1500.00
2	500	m ²	Rebar	3.00	1500.00
3	100	kg	Steel	10.00	1000.00
4	200	m ³	Gravel	7.50	1500.00
5	100	kg	Water	1.00	100.00
6	1000	kg	Concrete	1.50	1500.00

4. Total weight of concrete is 6000 kg.

5. Total volume of concrete is 4 m³.

Item	Quantity	Unit	Material	Price	Total
1	1000	kg	Concrete	1.50	1500.00
2	500	m ²	Rebar	3.00	1500.00
3	100	kg	Steel	10.00	1000.00
4	200	m ³	Gravel	7.50	1500.00
5	100	kg	Water	1.00	100.00
6	1000	kg	Concrete	1.50	1500.00

1. **Identify the main objectives of the project.**

2. **Describe the scope of the project and the boundaries of the research.**

Objectives	Scope	Boundaries	Research	Methodology
1. To investigate the impact of climate change on the environment.	Global climate change	Environmental impact	Environmental science	Climate modeling, data analysis

3. **Identify the research questions and hypotheses.**

Research Questions	Hypotheses	Methodology	Data Collection	Analysis
1. How does climate change affect the environment?	Climate change leads to increased global temperatures.	Quantitative research	Temperature data, satellite imagery	Statistical analysis, trend analysis

4. **Identify the literature review.**

Author	Title	Year	Key Findings	Relevance
Smith, J.	Climate Change and the Environment	2018	Climate change is causing significant environmental damage.	Provides background information on the topic.

5. **Identify the methodology.**

Methodology	Data Collection	Analysis	Results	Conclusion
Quantitative research	Temperature data, satellite imagery	Statistical analysis, trend analysis	Global temperatures are rising.	Climate change is causing environmental damage.

6. **Identify the results and conclusions.**

7. **Identify the limitations and future research.**

Limitations	Future Research	Methodology	Data Collection	Analysis
1. Limited data availability.	Investigate the impact of climate change on the environment.	Quantitative research	Temperature data, satellite imagery	Statistical analysis, trend analysis

8. **Identify the references.**

Author	Title	Year	Key Findings	Relevance
Smith, J.	Climate Change and the Environment	2018	Climate change is causing significant environmental damage.	Provides background information on the topic.

9. **Identify the appendices.**

Appendix	Description	Methodology	Data Collection	Analysis
1. Climate Change Data	Global climate change data	Quantitative research	Temperature data, satellite imagery	Statistical analysis, trend analysis

10. **Identify the bibliography.**

Author	Title	Year	Key Findings	Relevance
Smith, J.	Climate Change and the Environment	2018	Climate change is causing significant environmental damage.	Provides background information on the topic.

11. **Identify the acknowledgments.**

Item	Quantity	Unit	Rate	Total	Description
...

Subtotal

...
-----	-----	-----	-----	-----

Total

...
-----	-----	-----	-----	-----

Summary

Item

Item	Quantity	Unit	Rate	Total	Description
...
...
...

Subtotal

...
-----	-----	-----	-----	-----

Total

Summary

Item	Quantity	Unit	Rate	Total	Description
...

Total

...
-----	-----	-----	-----	-----

Sl. No.	Particulars	Account No.	Account Name	Account Type	Account Status	Account Balance	Account Type	Account Status	Account Balance	Account Type	Account Status	Account Balance
1	Current Account	123456789	ABC Bank Ltd.	Current	Active	100000	Current	Active	100000	Current	Active	100000
2	Savings Account	987654321	XYZ Bank Ltd.	Savings	Active	50000	Savings	Active	50000	Savings	Active	50000
3	Fixed Deposit	567890123	DEF Bank Ltd.	Fixed Deposit	Active	200000	Fixed Deposit	Active	200000	Fixed Deposit	Active	200000
4	Loan Account	345678901	GHI Bank Ltd.	Loan	Active	150000	Loan	Active	150000	Loan	Active	150000



I hereby certify that the above details are correct and true to the best of my knowledge and belief.

Signature: _____
 Designation: _____
 Date: _____

... (text) ...	02.22	0.00
... (text) ...		0.00
... (text) ...	02.00	0.00
... (text) ...		0.00
... (text) ...	02.01	0.00
... (text) ...		0.00
... (text) ...	02.02	0.00
... (text) ...		0.00
... (text) ...	02.03	0.00
... (text) ...		0.00
... (text) ...	02.04	0.00
... (text) ...		0.00
... (text) ...	02.05	0.00
... (text) ...		0.00
... (text) ...	02.06	0.00
... (text) ...		0.00
... (text) ...	02.07	0.00
... (text) ...		0.00
... (text) ...	02.08	0.00
... (text) ...		0.00
... (text) ...	02.09	0.00
... (text) ...		0.00
... (text) ...	02.10	0.00
... (text) ...		0.00
... (text) ...	02.11	0.00
... (text) ...		0.00
... (text) ...	02.12	0.00
... (text) ...		0.00
... (text) ...	03	0.00
... (text) ...		0.00
... (text) ...	03.01	0.00
... (text) ...		0.00
... (text) ...	03.02	0.00
... (text) ...		0.00
... (text) ...	03.03	0.00
... (text) ...		0.00
... (text) ...	03.04	0.00
... (text) ...		0.00
... (text) ...	03.05	0.00
... (text) ...		0.00
... (text) ...	03.06	0.00
... (text) ...		0.00
... (text) ...	03.07	0.00
... (text) ...		0.00
... (text) ...	03.08	0.00
... (text) ...		0.00
... (text) ...	03.09	0.00
... (text) ...		0.00
... (text) ...	03.10	0.00
... (text) ...		0.00
... (text) ...	03.11	0.00
... (text) ...		0.00
... (text) ...	03.12	0.00
... (text) ...		0.00
... (text) ...	04	0.00
... (text) ...		0.00
... (text) ...	04.01	0.00
... (text) ...		0.00
... (text) ...	04.02	0.00
... (text) ...		0.00
... (text) ...	04.03	0.00
... (text) ...		0.00
... (text) ...	04.04	0.00
... (text) ...		0.00
... (text) ...	04.05	0.00
... (text) ...		0.00
... (text) ...	04.06	0.00
... (text) ...		0.00
... (text) ...	04.07	0.00
... (text) ...		0.00
... (text) ...	04.08	0.00
... (text) ...		0.00
... (text) ...	04.09	0.00
... (text) ...		0.00
... (text) ...	04.10	0.00
... (text) ...		0.00
... (text) ...	04.11	0.00
... (text) ...		0.00
... (text) ...	04.12	0.00
... (text) ...		0.00
... (text) ...	05	0.00
... (text) ...		0.00
... (text) ...	05.01	0.00
... (text) ...		0.00
... (text) ...	05.02	0.00
... (text) ...		0.00
... (text) ...	05.03	0.00
... (text) ...		0.00
... (text) ...	05.04	0.00
... (text) ...		0.00
... (text) ...	05.05	0.00
... (text) ...		0.00
... (text) ...	05.06	0.00
... (text) ...		0.00
... (text) ...	05.07	0.00
... (text) ...		0.00
... (text) ...	05.08	0.00
... (text) ...		0.00
... (text) ...	05.09	0.00
... (text) ...		0.00
... (text) ...	05.10	0.00
... (text) ...		0.00
... (text) ...	05.11	0.00
... (text) ...		0.00
... (text) ...	05.12	0.00
... (text) ...		0.00
... (text) ...	06	0.00

Рисунок 7. Структура финансовых показателей, выраженных в единицах измерения стоимости (единица измерения – рубль) за 2014 год

Наименование показателя	Единица измерения	Числитель (сумма показателей)	Код ОКД	Единица измерения показателя	Коэффициент	Структура показателя в абсолютных значениях	
						Числитель	Знаменатель
Итого	руб.
... (text) ...						1.30	0.00
... (text) ...						1.30	0.00
... (text) ...							
... (text) ...						0.00	0.00
... (text) ...							
... (text) ...						0.00	0.00
... (text) ...							
... (text) ...							
... (text) ...							

Средств на оплату труда работников, занятых в работе	104		»			100	100%
в том числе на оплату труда: адм.	104.1		»				
в том числе на оплату труда работников, занятых в работе	105		»			100	100%
в том числе на оплату труда работников, занятых в работе	105.1		»				
в том числе на оплату труда работников, занятых в работе	106		»			100	100%
в том числе на оплату труда работников, занятых в работе	106.1		»				
в том числе на оплату труда работников, занятых в работе	107		»			100	100%
в том числе на оплату труда работников, занятых в работе	107.1		»				
в том числе на оплату труда работников, занятых в работе	108		»			100	100%
в том числе на оплату труда работников, занятых в работе	108.1		»				
в том числе на оплату труда работников, занятых в работе	109		»			100	100%
в том числе на оплату труда работников, занятых в работе	109.1		»				
в том числе на оплату труда работников, занятых в работе	110		»			100	100%
в том числе на оплату труда работников, занятых в работе	110.1		»				
в том числе на оплату труда работников, занятых в работе	111		»			100	100%
в том числе на оплату труда работников, занятых в работе	111.1		»				
в том числе на оплату труда работников, занятых в работе	112		»			100	100%
в том числе на оплату труда работников, занятых в работе	112.1		»				
в том числе на оплату труда работников, занятых в работе	113		»			100	100%
в том числе на оплату труда работников, занятых в работе	113.1		»				

Итого: _____

Итого: _____



[Handwritten signature]

И.И. Иванов

И.И. Иванов

Table 1: Details of the Government of Karnataka

Sl. No.	Name of the Government	Year of Establishment	Number of Members	Current Term
1	Government of Karnataka	1956	300	2023-2028

Table 2: Details of the Government of Karnataka

Sl. No.	Name of the Government	Year of Establishment	Number of Members
1	Government of Karnataka	1956	300

Table 3: Details of the Government of Karnataka

Sl. No.	Name of the Government	Year of Establishment	Number of Members	Current Term
1	Government of Karnataka	1956	300	2023-2028

Table 4: Details of the Government of Karnataka

Sl. No.	Name of the Government	Year of Establishment	Number of Members	Current Term
1	Government of Karnataka	1956	300	2023-2028

Table 5: Details of the Government of Karnataka

Sl. No.	Name of the Government	Year of Establishment	Number of Members	Current Term
1	Government of Karnataka	1956	300	2023-2028

Account Name	12/31/11	12/31/12	%	12/31/13	%	12/31/14	%
Operating Assets	1,000,000	1,000,000	100%	1,000,000	100%	1,000,000	100%
Operating Liabilities	500,000	500,000	50%	500,000	50%	500,000	50%
Operating Assets - Operating Liabilities	500,000	500,000	50%	500,000	50%	500,000	50%
Operating Assets - Operating Liabilities - Operating Assets	0	0	0%	0	0%	0	0%
Operating Assets - Operating Liabilities - Operating Assets - Operating Assets	0	0	0%	0	0%	0	0%
Operating Assets - Operating Liabilities - Operating Assets - Operating Assets - Operating Assets	0	0	0%	0	0%	0	0%
Operating Assets - Operating Liabilities - Operating Assets - Operating Assets - Operating Assets - Operating Assets	0	0	0%	0	0%	0	0%

Table 1: Operating Assets and Liabilities

Account Name	12/31/11	12/31/12	12/31/13	12/31/14
Operating Assets	1,000,000	1,000,000	1,000,000	1,000,000
Operating Liabilities	500,000	500,000	500,000	500,000
Operating Assets - Operating Liabilities	500,000	500,000	500,000	500,000
Operating Assets - Operating Liabilities - Operating Assets	0	0	0	0
Operating Assets - Operating Liabilities - Operating Assets - Operating Assets	0	0	0	0
Operating Assets - Operating Liabilities - Operating Assets - Operating Assets - Operating Assets	0	0	0	0

Table 2: Operating Assets and Liabilities - Operating Assets

Account Name	12/31/11	12/31/12	12/31/13	12/31/14
Operating Assets	1,000,000	1,000,000	1,000,000	1,000,000
Operating Liabilities	500,000	500,000	500,000	500,000
Operating Assets - Operating Liabilities	500,000	500,000	500,000	500,000
Operating Assets - Operating Liabilities - Operating Assets	0	0	0	0
Operating Assets - Operating Liabilities - Operating Assets - Operating Assets	0	0	0	0
Operating Assets - Operating Liabilities - Operating Assets - Operating Assets - Operating Assets	0	0	0	0

Table 3: Operating Assets and Liabilities - Operating Assets - Operating Assets

Account Name	12/31/11	12/31/12	12/31/13	12/31/14
Operating Assets	1,000,000	1,000,000	1,000,000	1,000,000
Operating Liabilities	500,000	500,000	500,000	500,000
Operating Assets - Operating Liabilities	500,000	500,000	500,000	500,000
Operating Assets - Operating Liabilities - Operating Assets	0	0	0	0
Operating Assets - Operating Liabilities - Operating Assets - Operating Assets	0	0	0	0
Operating Assets - Operating Liabilities - Operating Assets - Operating Assets - Operating Assets	0	0	0	0

Vendor name: ...
 Invoice #: ...

Invoice date: ...

Item	Description	Quantity	Unit Price	Total Price
1
2
3

Subtotal: ...

Category	Amount
...	...
...	...
...	...
...	...

Total: ...

...

Item	Description	Quantity	Unit Price	Total Price
1
2
3

Subtotal: ...

Category	Amount
...	...
...	...
...	...
...	...

Total: ...

...

Item	Description	Quantity	Unit Price	Total Price
1
2
3

Subtotal: ...

Category	Amount
...	...
...	...
...	...
...	...

Total: ...

...

Item	Description	Quantity	Unit Price	Total Price
1
2
3

Subtotal: ...

Category	Amount
...	...
...	...
...	...
...	...

Total: ...

...

Year	2010	2011	2012	2013	2014	2015	2016	2017	2018	2019	2020	2021	2022
...

SECTION 1: ...

...
...

SECTION 2: ...

...
...

SECTION 3: ...

...
...

SECTION 4: ...

...
...

SECTION 5: ...

...
...

SECTION 6: ...

...
...

SECTION 7: ...

...
...

SECTION 8: ...

...
...

APPENDIX ...

1	1	1	1	1	1	1	1	1	1	1	1	1	1	1	1	1	1	1	1	1
2	2	2	2	2	2	2	2	2	2	2	2	2	2	2	2	2	2	2	2	2
3	3	3	3	3	3	3	3	3	3	3	3	3	3	3	3	3	3	3	3	3
4	4	4	4	4	4	4	4	4	4	4	4	4	4	4	4	4	4	4	4	4

Table 1: Summary of Data

Year	Q1	Q2	Q3	Q4	Total	Avg	Max	Min	StDev
2020	10	15	20	25	70	17.5	25	10	5
2021	12	18	22	28	80	20	28	12	6
2022	14	20	25	30	90	22.5	30	14	7

Table 2: Detailed Data

Year	Q1	Q2	Q3	Q4	Total	Avg	Max	Min
2020	10	15	20	25	70	17.5	25	10
2021	12	18	22	28	80	20	28	12
2022	14	20	25	30	90	22.5	30	14

Table 3: Final Summary

Year	Q1	Q2	Q3	Q4	Total	Avg	Max	Min
2020	10	15	20	25	70	17.5	25	10
2021	12	18	22	28	80	20	28	12
2022	14	20	25	30	90	22.5	30	14

Table 4: Final Summary

Year	Q1	Q2	Q3	Q4	Total	Avg	Max	Min
2020	10	15	20	25	70	17.5	25	10
2021	12	18	22	28	80	20	28	12
2022	14	20	25	30	90	22.5	30	14

Activity ID	Activity Name	Start Date	End Date	Status	Responsible Party	Priority	Notes
1	Project Planning	2025-01-15	2025-01-22	Completed	John Doe	High	Initial meeting held, scope defined.
2	Resource Allocation	2025-01-15	2025-01-22	In Progress	Jane Smith	Medium	Identifying team members.
3	Task Scheduling	2025-01-15	2025-01-22	Not Started	John Doe	High	Creating Gantt chart.
4	Communication Plan	2025-01-15	2025-01-22	Not Started	Jane Smith	Medium	Drafting communication strategy.
5	Risk Assessment	2025-01-15	2025-01-22	Not Started	John Doe	High	Identifying potential risks.
6	Project Kick-off	2025-01-15	2025-01-22	Not Started	Jane Smith	High	Scheduling kick-off meeting.
7	Task Delegation	2025-01-15	2025-01-22	Not Started	John Doe	Medium	Assigning tasks to team.
8	Progress Monitoring	2025-01-15	2025-01-22	Not Started	Jane Smith	Medium	Setting up reporting structure.
9	Team Building	2025-01-15	2025-01-22	Not Started	John Doe	Low	Organizing team activities.
10	Final Review	2025-01-15	2025-01-22	Not Started	Jane Smith	High	Conducting final project review.

Table 2: Summary of Project Risks (2025-01-15 10:00:00 AM)

Risk ID	Risk Description	Impact	Probability	Severity	Mitigation Strategy	Responsible Party	Status
R1	Resource Shortage	High	Medium	High	Identify backup resources.	John Doe	Active
R2	Scope Creep	Medium	High	Medium	Establish clear requirements.	Jane Smith	Active
R3	Communication Breakdown	Low	High	Low	Regular team meetings.	John Doe	Active
R4	Task Delay	Medium	Medium	Medium	Monitor task progress closely.	Jane Smith	Active
R5	Team Conflict	Low	Low	Low	Encourage open communication.	John Doe	Active
R6	Missed Deadlines	High	Low	High	Set realistic deadlines.	Jane Smith	Active
R7	Client Expectations	Medium	Medium	Medium	Manage client expectations.	John Doe	Active
R8	Technical Issues	High	Low	High	Conduct thorough testing.	Jane Smith	Active
R9	Market Changes	Low	High	Low	Stay informed about market trends.	John Doe	Active
R10	Budget Overruns	High	Medium	High	Monitor budget closely.	Jane Smith	Active

Table 3: Summary of Project Performance (2025-01-15 10:00:00 AM)

Table 3 provides a detailed overview of the project's performance metrics, including budget, schedule, and quality, over the course of the project.

Category	Item	Value	Unit	Start	End	Status	Notes
Budget	Total Budget	1,000,000	USD	2025-01-15	2025-01-22	Allocated	Initial budget set.
	Actual Spend	750,000	USD	2025-01-15	2025-01-22	Spent	Under budget.
Schedule	Planned Start	2025-01-15	Date	2025-01-15	2025-01-15	On Track	Started on time.
	Actual End	2025-01-22	Date	2025-01-22	2025-01-22	Completed	Finished early.
Quality	Defect Rate	0.5%	%	2025-01-15	2025-01-22	Low	High quality.
	Customer Satisfaction	4.8/5	Score	2025-01-15	2025-01-22	High	Excellent feedback.
Resource	Total FTEs	10	Count	2025-01-15	2025-01-22	Allocated	10 team members.
	Actual Utilization	8	Count	2025-01-15	2025-01-22	Utilized	8 team members active.
Risk	High Risk Count	2	Count	2025-01-15	2025-01-22	Active	Resource shortage, scope creep.
	Medium Risk Count	5	Count	2025-01-15	2025-01-22	Active	Communication breakdown, task delay.
Performance	Overall Score	92	Score	2025-01-15	2025-01-22	Excellent	Project performed well.
	Client Feedback	Positive	Feedback	2025-01-15	2025-01-22	Satisfied	Client happy with results.

4/1/2000

1. Total number of observations

Year	1996	1997	1998	1999	2000	Total
Number of observations	1	1	1	1	1	5

2. Sample size for each study

Year	1996	1997	1998	1999	2000	Total
Sample size	1	1	1	1	1	5

3. Distribution of observations

Year	1996	1997	1998	1999	2000	Total
Number of observations	1	1	1	1	1	5

4. Distribution of observations by year

Year	1996	1997	1998	1999	2000	Total
Number of observations	1	1	1	1	1	5

5. Distribution of observations by year and study

Year	1996	1997	1998	1999	2000	Total
Number of observations	1	1	1	1	1	5

6. Distribution of observations by year and study

Year	1996	1997	1998	1999	2000	Total
Number of observations	1	1	1	1	1	5

7. Distribution of observations by year and study

Year	1996	1997	1998	1999	2000	Total
Number of observations	1	1	1	1	1	5

8. Distribution of observations by year and study

Year	1996	1997	1998	1999	2000	Total
Number of observations	1	1	1	1	1	5

Total number of observations

Year	Number of students	Number of teachers	Number of classrooms
2010	120	10	10
2011	130	11	11
2012	140	12	12
2013	150	13	13
2014	160	14	14
2015	170	15	15
2016	180	16	16
2017	190	17	17
2018	200	18	18
2019	210	19	19
2020	220	20	20
2021	230	21	21

Table 1: School Performance Indicators

Year	Number of students	Number of teachers	Number of classrooms	Average test score	Student-teacher ratio	Classroom size	Teacher qualifications		Teacher retention rate	Teacher satisfaction	Teacher turnover rate
							Percentage of teachers with degrees	Percentage of teachers with certifications			
2010	120	10	10	75	12:1	20	80%	95%	4.5	5%	
2011	130	11	11	76	11:1	21	81%	96%	4.6	4%	
2012	140	12	12	77	11:1	22	82%	97%	4.7	3%	
2013	150	13	13	78	10:1	23	83%	98%	4.8	2%	
2014	160	14	14	79	10:1	24	84%	99%	4.9	1%	
2015	170	15	15	80	9:1	25	85%	100%	5.0	0%	
2016	180	16	16	81	9:1	26	86%	100%	5.1	0%	
2017	190	17	17	82	8:1	27	87%	100%	5.2	0%	
2018	200	18	18	83	8:1	28	88%	100%	5.3	0%	
2019	210	19	19	84	8:1	29	89%	100%	5.4	0%	
2020	220	20	20	85	8:1	30	90%	100%	5.5	0%	
2021	230	21	21	86	8:1	31	91%	100%	5.6	0%	

Table 2: School Performance Indicators

Year	Number of students	Number of teachers	Number of classrooms	Average test score	Student-teacher ratio	Classroom size	Teacher qualifications		Teacher retention rate	Teacher satisfaction	Teacher turnover rate
							Percentage of teachers with degrees	Percentage of teachers with certifications			
2010	120	10	10	75	12:1	20	80%	95%	4.5	5%	
2011	130	11	11	76	11:1	21	81%	96%	4.6	4%	
2012	140	12	12	77	11:1	22	82%	97%	4.7	3%	
2013	150	13	13	78	10:1	23	83%	98%	4.8	2%	
2014	160	14	14	79	10:1	24	84%	99%	4.9	1%	
2015	170	15	15	80	9:1	25	85%	100%	5.0	0%	
2016	180	16	16	81	9:1	26	86%	100%	5.1	0%	
2017	190	17	17	82	8:1	27	87%	100%	5.2	0%	
2018	200	18	18	83	8:1	28	88%	100%	5.3	0%	
2019	210	19	19	84	8:1	29	89%	100%	5.4	0%	
2020	220	20	20	85	8:1	30	90%	100%	5.5	0%	
2021	230	21	21	86	8:1	31	91%	100%	5.6	0%	

Table 3: School Performance Indicators

Year	Number of students	Number of teachers	Number of classrooms	Average test score	Student-teacher ratio	Classroom size	Teacher qualifications		Teacher retention rate	Teacher satisfaction	Teacher turnover rate
							Percentage of teachers with degrees	Percentage of teachers with certifications			
2010	120	10	10	75	12:1	20	80%	95%	4.5	5%	
2011	130	11	11	76	11:1	21	81%	96%	4.6	4%	
2012	140	12	12	77	11:1	22	82%	97%	4.7	3%	
2013	150	13	13	78	10:1	23	83%	98%	4.8	2%	
2014	160	14	14	79	10:1	24	84%	99%	4.9	1%	
2015	170	15	15	80	9:1	25	85%	100%	5.0	0%	
2016	180	16	16	81	9:1	26	86%	100%	5.1	0%	
2017	190	17	17	82	8:1	27	87%	100%	5.2	0%	
2018	200	18	18	83	8:1	28	88%	100%	5.3	0%	
2019	210	19	19	84	8:1	29	89%	100%	5.4	0%	
2020	220	20	20	85	8:1	30	90%	100%	5.5	0%	
2021	230	21	21	86	8:1	31	91%	100%	5.6	0%	

Table 4: School Performance Indicators

Year	Number of students	Number of teachers	Number of classrooms	Average test score	Student-teacher ratio	Classroom size	Teacher qualifications		Teacher retention rate	Teacher satisfaction	Teacher turnover rate
							Percentage of teachers with degrees	Percentage of teachers with certifications			
2010	120	10	10	75	12:1	20	80%	95%	4.5	5%	
2011	130	11	11	76	11:1	21	81%	96%	4.6	4%	
2012	140	12	12	77	11:1	22	82%	97%	4.7	3%	
2013	150	13	13	78	10:1	23	83%	98%	4.8	2%	
2014	160	14	14	79	10:1	24	84%	99%	4.9	1%	
2015	170	15	15	80	9:1	25	85%	100%	5.0	0%	
2016	180	16	16	81	9:1	26	86%	100%	5.1	0%	
2017	190	17	17	82	8:1	27	87%	100%	5.2	0%	
2018	200	18	18	83	8:1	28	88%	100%	5.3	0%	
2019	210	19	19	84	8:1	29	89%	100%	5.4	0%	
2020	220	20	20	85	8:1	30	90%	100%	5.5	0%	
2021	230	21	21	86	8:1	31	91%	100%	5.6	0%	

Sl. No.	Name of the Candidate	Roll No.	Grade	Percentage	Remarks
1					
2					
3					
4					
5					
6					
7					
8					
9					
10					
11					
12					
13					
14					
15					
16					
17					
18					
19					
20					
21					
22					
23					
24					
25					
26					
27					
28					
29					
30					
31					
32					
33					
34					
35					
36					
37					
38					
39					
40					
41					
42					
43					
44					
45					
46					
47					
48					
49					
50					

Handwritten signature



Vertical text on the right side of the page, possibly a date or reference number.

**Формула прироста (об уменьшении) стоимости амортизации,
находящейся в эксплуатации и стоимости износа
(без учета износа) незавершенный фонд**

Формула I. Примеры расчета прироста (об уменьшении) стоимости износа

Коэффициент износа (износ) по амортизации (коэффициент износа) (без учета износа) незавершенный фонд	Коэффициент износа (износ) по амортизации (коэффициент износа) (без учета износа) незавершенный фонд	Коэффициент износа (износ) по амортизации (коэффициент износа) (без учета износа) незавершенный фонд	Коэффициент износа (износ) по амортизации (коэффициент износа) (без учета износа) незавершенный фонд	Коэффициент износа (износ) по амортизации (коэффициент износа) (без учета износа) незавершенный фонд
1	2	3	4	5
1000 руб. (100%)	0,8	100 руб. (10%)	0,1	100 руб. (10%)

Формула II. Примеры расчета прироста (об уменьшении) стоимости износа

Коэффициент износа (износ) по амортизации (коэффициент износа) (без учета износа) незавершенный фонд	Коэффициент износа (износ) по амортизации (коэффициент износа) (без учета износа) незавершенный фонд
1	2
1000 руб. (100%)	0,8

Формула III. Примеры расчета прироста (об уменьшении) стоимости износа, находящегося в эксплуатации и стоимости износа (без учета износа) незавершенный фонд

Число объектов	Коэффициент износа (износ) по амортизации (коэффициент износа) (без учета износа) незавершенный фонд	Коэффициент износа (износ) по амортизации (коэффициент износа) (без учета износа) незавершенный фонд
1	2	3
Группы объектов, находящихся в эксплуатации	0	0,1
1. Объекты группы 1 (в эксплуатации)	0,1	0,1
2. Объекты группы 2 (в эксплуатации)	0,2	0,2
3. Объекты группы 3 (в эксплуатации)	0,3	0,3
4. Объекты группы 4 (в эксплуатации)	0,4	0,4
5. Объекты группы 5 (в эксплуатации)	0,5	0,5
6. Объекты группы 6 (в эксплуатации)	0,6	0,6
7. Объекты группы 7 (в эксплуатации)	0,7	0,7
8. Объекты группы 8 (в эксплуатации)	0,8	0,8
9. Объекты группы 9 (в эксплуатации)	0,9	0,9
10. Объекты группы 10 (в эксплуатации)	1,0	1,0
11. Объекты группы 11 (в эксплуатации)	1,1	1,1
12. Объекты группы 12 (в эксплуатации)	1,2	1,2
13. Объекты группы 13 (в эксплуатации)	1,3	1,3
14. Объекты группы 14 (в эксплуатации)	1,4	1,4
15. Объекты группы 15 (в эксплуатации)	1,5	1,5
16. Объекты группы 16 (в эксплуатации)	1,6	1,6
17. Объекты группы 17 (в эксплуатации)	1,7	1,7

Statement of Financial Position - 31/03/2021

Account Name	2020	2021	2021
Assets			
Fixed Assets			
Intangible Assets			
Property, Plant and Equipment			
Current Assets			
Debtors			
Stocks			
Prepayments			
Other Assets			
Liabilities			
Current Liabilities			
Creditors			
Other Liabilities			
Equity			
Reserves			
Capital			

Statement of Financial Position - 31/03/2021

Account Name	2020	2021
Assets		
Fixed Assets		
Current Assets		
Liabilities		
Current Liabilities		
Equity		

Statement of Financial Position - 31/03/2021

Account Name	2020	2021	2021
Assets			
Fixed Assets			
Current Assets			
Liabilities			
Current Liabilities			
Equity			

Statement of Financial Position - 31/03/2021

Account Name	2020	2021	2021
Assets			
Fixed Assets			
Current Assets			
Liabilities			
Current Liabilities			
Equity			

Statement of Financial Position - 31/03/2021

Account Name	2020	2021	2021
Assets			
Fixed Assets			
Current Assets			
Liabilities			
Current Liabilities			
Equity			

Account	Balance	Debit	Credit	Balance
100 - Cash	10000			10000
101 - Accounts Receivable				
102 - Inventory				
103 - Prepaid Expenses				
200 - Accounts Payable				
201 - Unearned Revenue				
300 - Capital				
301 - Retained Earnings				
400 - Expenses				
401 - Salaries				
402 - Rent				
403 - Utilities				
404 - Advertising				
405 - Depreciation				
406 - Interest				
407 - Income Tax				
408 - Loss				
409 - Gain				
Total	10000			10000

Account	Balance	Debit	Credit	Balance
100 - Cash	10000			10000
101 - Accounts Receivable				
102 - Inventory				
103 - Prepaid Expenses				
200 - Accounts Payable				
201 - Unearned Revenue				
300 - Capital				
301 - Retained Earnings				
400 - Expenses				
401 - Salaries				
402 - Rent				
403 - Utilities				
404 - Advertising				
405 - Depreciation				
406 - Interest				
407 - Income Tax				
408 - Loss				
409 - Gain				
Total	10000			10000

Account	Balance	Debit	Credit	Balance
100 - Cash	10000			10000
101 - Accounts Receivable				
102 - Inventory				
103 - Prepaid Expenses				
200 - Accounts Payable				
201 - Unearned Revenue				
300 - Capital				
301 - Retained Earnings				
400 - Expenses				
401 - Salaries				
402 - Rent				
403 - Utilities				
404 - Advertising				
405 - Depreciation				
406 - Interest				
407 - Income Tax				
408 - Loss				
409 - Gain				
Total	10000			10000

Account	Balance	Debit	Credit	Balance
100 - Cash	10000			10000
101 - Accounts Receivable				
102 - Inventory				
103 - Prepaid Expenses				
200 - Accounts Payable				
201 - Unearned Revenue				
300 - Capital				
301 - Retained Earnings				
400 - Expenses				
401 - Salaries				
402 - Rent				
403 - Utilities				
404 - Advertising				
405 - Depreciation				
406 - Interest				
407 - Income Tax				
408 - Loss				
409 - Gain				
Total	10000			10000

UNIVERSITY MICROFILMS
SERIALS ACQUISITION
300 N ZEEB RD
ANN ARBOR MI 48106-1500

1. Name of the journal or series

1	Journal Title	Volume	Issue	Date	Frequency	ISSN	Library of Congress
2	Author						
3	Editor						
4	Publisher						
5	Address						

2. Description of the journal or series

6	Subject	Language	Form	Notes
7	Classification			
8	Indexing			
9	Summary			

3. Description of the journal or series

10	Library of Congress	Library of Congress	Library of Congress	Library of Congress	Library of Congress	Library of Congress	Library of Congress
11	Library of Congress	Library of Congress	Library of Congress	Library of Congress	Library of Congress	Library of Congress	Library of Congress
12	Library of Congress	Library of Congress	Library of Congress	Library of Congress	Library of Congress	Library of Congress	Library of Congress

4. Description of the journal or series

13	Library of Congress	Library of Congress	Library of Congress	Library of Congress	Library of Congress	Library of Congress	Library of Congress
14	Library of Congress	Library of Congress	Library of Congress	Library of Congress	Library of Congress	Library of Congress	Library of Congress
15	Library of Congress	Library of Congress	Library of Congress	Library of Congress	Library of Congress	Library of Congress	Library of Congress

5. Description of the journal or series

16	Library of Congress	Library of Congress	Library of Congress	Library of Congress	Library of Congress	Library of Congress	Library of Congress
17	Library of Congress	Library of Congress	Library of Congress	Library of Congress	Library of Congress	Library of Congress	Library of Congress
18	Library of Congress	Library of Congress	Library of Congress	Library of Congress	Library of Congress	Library of Congress	Library of Congress

6. Description of the journal or series

19	Library of Congress	Library of Congress	Library of Congress	Library of Congress	Library of Congress	Library of Congress	Library of Congress
20	Library of Congress	Library of Congress	Library of Congress	Library of Congress	Library of Congress	Library of Congress	Library of Congress
21	Library of Congress	Library of Congress	Library of Congress	Library of Congress	Library of Congress	Library of Congress	Library of Congress

7. Description of the journal or series

22	Library of Congress	Library of Congress	Library of Congress	Library of Congress	Library of Congress	Library of Congress	Library of Congress
23	Library of Congress	Library of Congress	Library of Congress	Library of Congress	Library of Congress	Library of Congress	Library of Congress
24	Library of Congress	Library of Congress	Library of Congress	Library of Congress	Library of Congress	Library of Congress	Library of Congress

8. Description of the journal or series

25	Library of Congress	Library of Congress	Library of Congress	Library of Congress	Library of Congress	Library of Congress	Library of Congress
26	Library of Congress	Library of Congress	Library of Congress	Library of Congress	Library of Congress	Library of Congress	Library of Congress
27	Library of Congress	Library of Congress	Library of Congress	Library of Congress	Library of Congress	Library of Congress	Library of Congress

9. Description of the journal or series

28	Library of Congress	Library of Congress	Library of Congress	Library of Congress	Library of Congress	Library of Congress	Library of Congress
29	Library of Congress	Library of Congress	Library of Congress	Library of Congress	Library of Congress	Library of Congress	Library of Congress
30	Library of Congress	Library of Congress	Library of Congress	Library of Congress	Library of Congress	Library of Congress	Library of Congress

Year	Number of students	Number of teachers	Number of classrooms	Number of books	Number of other resources
2010	100	5	10	1000	50
2011	120	6	12	1200	60
2012	150	8	15	1500	80
2013	180	10	18	1800	100
2014	200	12	20	2000	120

2015-2016

Year	Number of students	Number of teachers	Number of classrooms	Number of books	Number of other resources
2015	220	15	22	2200	150
2016	250	18	25	2500	180

2017-2018

Year	Number of students	Number of teachers	Number of classrooms	Number of books	Number of other resources
2017	280	22	28	2800	220
2018	300	25	30	3000	250

2019-2020

Year	Number of students	Number of teachers	Number of classrooms	Number of books	Number of other resources
2019	350	30	35	3500	300
2020	400	35	40	4000	350

2021-2022

Year	Number of students	Number of teachers	Number of classrooms	Number of books	Number of other resources
2021	450	45	45	4500	450
2022	500	50	50	5000	500

2023-2024

Year	Number of students	Number of teachers	Number of classrooms	Number of books	Number of other resources
2023	550	60	55	5500	600
2024	600	65	60	6000	650

2025-2026

Year	Number of students	Number of teachers	Number of classrooms	Number of books	Number of other resources
2025	650	75	65	6500	750
2026	700	80	70	7000	800

2027-2028

Year	Number of students	Number of teachers	Number of classrooms	Number of books	Number of other resources
2027	750	90	75	7500	900
2028	800	95	80	8000	950

2029-2030

Year	Number of students	Number of teachers	Number of classrooms	Number of books	Number of other resources
2029	850	110	85	8500	1100
2030	900	115	90	9000	1150

2031-2032

Year	Number of students	Number of teachers	Number of classrooms	Number of books	Number of other resources
2031	950	130	95	9500	1300
2032	1000	135	100	10000	1350

Area	Sub-Area	Category	Item	Quantity	Unit	Value	Remarks
1	A	1
		
Total							...

...

...
...

...

...
...

...

...

...
...
...
...
...
...

...

...

...
...

...

...
...

Table 10: Performance metrics for the proposed method compared to the state-of-the-art methods on the test set.

Method	Accuracy	Precision	Recall	F1 Score	Specificity	ROC AUC	Confusion Matrix	Training Time	Inference Time	Model Size	GPU Memory
Proposed	0.95	0.94	0.96	0.95	0.97	0.98	$\begin{bmatrix} 100 & 0 \\ 0 & 100 \end{bmatrix}$	10 min	10 min	10 MB	10 MB
Method A	0.92	0.91	0.93	0.92	0.94	0.96	$\begin{bmatrix} 95 & 5 \\ 5 & 95 \end{bmatrix}$	15 min	15 min	15 MB	15 MB
Method B	0.90	0.89	0.91	0.90	0.92	0.94	$\begin{bmatrix} 90 & 10 \\ 10 & 90 \end{bmatrix}$	20 min	20 min	20 MB	20 MB
Method C	0.88	0.87	0.89	0.88	0.90	0.92	$\begin{bmatrix} 85 & 15 \\ 15 & 85 \end{bmatrix}$	25 min	25 min	25 MB	25 MB
Method D	0.85	0.84	0.86	0.85	0.87	0.89	$\begin{bmatrix} 80 & 20 \\ 20 & 80 \end{bmatrix}$	30 min	30 min	30 MB	30 MB
Method E	0.82	0.81	0.83	0.82	0.84	0.86	$\begin{bmatrix} 75 & 25 \\ 25 & 75 \end{bmatrix}$	35 min	35 min	35 MB	35 MB
Method F	0.80	0.79	0.81	0.80	0.82	0.84	$\begin{bmatrix} 70 & 30 \\ 30 & 70 \end{bmatrix}$	40 min	40 min	40 MB	40 MB
Method G	0.78	0.77	0.79	0.78	0.80	0.82	$\begin{bmatrix} 65 & 35 \\ 35 & 65 \end{bmatrix}$	45 min	45 min	45 MB	45 MB
Method H	0.75	0.74	0.76	0.75	0.77	0.79	$\begin{bmatrix} 60 & 40 \\ 40 & 60 \end{bmatrix}$	50 min	50 min	50 MB	50 MB
Method I	0.72	0.71	0.73	0.72	0.74	0.76	$\begin{bmatrix} 55 & 45 \\ 45 & 55 \end{bmatrix}$	55 min	55 min	55 MB	55 MB
Method J	0.70	0.69	0.71	0.70	0.72	0.74	$\begin{bmatrix} 50 & 50 \\ 50 & 50 \end{bmatrix}$	60 min	60 min	60 MB	60 MB
Method K	0.68	0.67	0.69	0.68	0.70	0.72	$\begin{bmatrix} 45 & 55 \\ 55 & 45 \end{bmatrix}$	65 min	65 min	65 MB	65 MB
Method L	0.65	0.64	0.66	0.65	0.67	0.69	$\begin{bmatrix} 40 & 60 \\ 60 & 40 \end{bmatrix}$	70 min	70 min	70 MB	70 MB
Method M	0.62	0.61	0.63	0.62	0.64	0.66	$\begin{bmatrix} 35 & 65 \\ 65 & 35 \end{bmatrix}$	75 min	75 min	75 MB	75 MB
Method N	0.60	0.59	0.61	0.60	0.62	0.64	$\begin{bmatrix} 30 & 70 \\ 70 & 30 \end{bmatrix}$	80 min	80 min	80 MB	80 MB
Method O	0.58	0.57	0.59	0.58	0.60	0.62	$\begin{bmatrix} 25 & 75 \\ 75 & 25 \end{bmatrix}$	85 min	85 min	85 MB	85 MB
Method P	0.55	0.54	0.56	0.55	0.57	0.59	$\begin{bmatrix} 20 & 80 \\ 80 & 20 \end{bmatrix}$	90 min	90 min	90 MB	90 MB
Method Q	0.52	0.51	0.53	0.52	0.54	0.56	$\begin{bmatrix} 15 & 85 \\ 85 & 15 \end{bmatrix}$	95 min	95 min	95 MB	95 MB
Method R	0.50	0.49	0.51	0.50	0.52	0.54	$\begin{bmatrix} 10 & 90 \\ 90 & 10 \end{bmatrix}$	100 min	100 min	100 MB	100 MB

The proposed method achieves the highest performance across all metrics compared to the state-of-the-art methods. The confusion matrix for the proposed method shows perfect classification results. The training and inference times are significantly lower than the other methods, and the model size is also smaller. The GPU memory usage is also lower, indicating better efficiency. The proposed method is the most efficient and accurate method among all the methods compared.

Year	2010	2011	2012	2013	2014	2015	2016	2017	2018	2019	2020
Revenue	100	100	100	100	100	100	100	100	100	100	100
Expenses	100	100	100	100	100	100	100	100	100	100	100
Net Income	0	0	0	0	0	0	0	0	0	0	0

Financial Statement: Balance Sheet

Year	2010	2011	2012	2013	2014	2015	2016	2017	2018	2019	2020
Assets	100	100	100	100	100	100	100	100	100	100	100
Liabilities	100	100	100	100	100	100	100	100	100	100	100
Equity	100	100	100	100	100	100	100	100	100	100	100

Financial Statement: Income Statement

Year	2010	2011	2012	2013	2014	2015	2016	2017	2018	2019	2020
Revenue	100	100	100	100	100	100	100	100	100	100	100
Expenses	100	100	100	100	100	100	100	100	100	100	100
Net Income	0	0	0	0	0	0	0	0	0	0	0

Notes to Financial Statements

Item	2010	2011	2012	2013	2014	2015	2016	2017	2018	2019	2020
Item 1	100	100	100	100	100	100	100	100	100	100	100
Item 2	100	100	100	100	100	100	100	100	100	100	100

Financial Statement: Cash Flow Statement

Year	2010	2011	2012	2013	2014	2015	2016	2017	2018	2019	2020
Operating Activities	100	100	100	100	100	100	100	100	100	100	100
Investing Activities	100	100	100	100	100	100	100	100	100	100	100
Financing Activities	100	100	100	100	100	100	100	100	100	100	100
Net Change in Cash	0	0	0	0	0	0	0	0	0	0	0

Financial Statement: Statement of Changes in Equity

Year	2010	2011	2012	2013	2014	2015	2016	2017	2018	2019	2020
Equity	100	100	100	100	100	100	100	100	100	100	100
Retained Earnings	100	100	100	100	100	100	100	100	100	100	100
Dividends	100	100	100	100	100	100	100	100	100	100	100

Notes to Financial Statements

Financial Statement: Statement of Financial Position

Year	2010	2011	2012	2013	2014	2015	2016	2017	2018	2019	2020
Assets	100	100	100	100	100	100	100	100	100	100	100
Liabilities	100	100	100	100	100	100	100	100	100	100	100
Equity	100	100	100	100	100	100	100	100	100	100	100

Notes to Financial Statements

Year	2010	2011	2012	2013	2014	2015	2016	2017	2018	2019	2020
Revenue	100	100	100	100	100	100	100	100	100	100	100
Expenses	100	100	100	100	100	100	100	100	100	100	100
Net Income	0	0	0	0	0	0	0	0	0	0	0

Financial Statement: Statement of Cash Flows

Year	2010	2011	2012	2013	2014	2015	2016	2017	2018	2019	2020
Operating Activities	100	100	100	100	100	100	100	100	100	100	100
Investing Activities	100	100	100	100	100	100	100	100	100	100	100
Financing Activities	100	100	100	100	100	100	100	100	100	100	100
Net Change in Cash	0	0	0	0	0	0	0	0	0	0	0

1.0000	1.0000	1.0000	1.0000	1.0000	1.0000	1.0000	1.0000	1.0000	1.0000	1.0000	1.0000
--------	--------	--------	--------	--------	--------	--------	--------	--------	--------	--------	--------

00000000000000000000

0000	0000	0000	0000	0000	0000	0000	0000	0000	0000	0000	0000	0000	0000
------	------	------	------	------	------	------	------	------	------	------	------	------	------

00000000000000000000

00000000000000000000


0000	0000	0000	0000	0000	0000	0000	0000	0000	0000	0000	0000	0000	0000
------	------	------	------	------	------	------	------	------	------	------	------	------	------

00000000000000000000

Item	Description	Code	Account	Quantity	Unit	Value	Rate	Balance	Remarks	Author	Date
1	Accounting software	1000	1000	1	license	10000	10000				
2	Hardware	2000	2000	1	unit	5000	5000				
3	Software license	3000	3000	1	license	15000	15000				
4	Services	4000	4000	1	month	10000	10000				
5	Consulting	5000	5000	1	hour	20000	20000				

00000000000000000000

00000000000000000000



ПРОЦЕНКА НА ДОХОДАТА ОТ ПРОДАВАНИЕТО НА СЪЩАТА МАШИНА ПОСЛЕ	100						0,00	0,00
ИТОГОВИ ПО ДОХОДАТА ОТ СЪЩАТА МАШИНА	100,0							
ПРОЦЕНКА НА ДОХОДАТА ОТ ПРОДАВАНИЕТО НА СЪЩАТА МАШИНА ПРЕДИ НАЧАЛОТО НА ПРОДАВАНИЕТО	100						0,00	0,00
ИТОГОВИ ПО ДОХОДАТА ОТ ПРОДАВАНИЕТО ПРЕДИ НАЧАЛОТО НА ПРОДАВАНИЕТО	100,0							
ПРОЦЕНКА НА ДОХОДАТА ОТ ПРОДАВАНИЕТО НА СЪЩАТА МАШИНА ПОСЛЕ НАЧАЛОТО НА ПРОДАВАНИЕТО	100						0,00	0,00
ИТОГОВИ ПО ДОХОДАТА ОТ ПРОДАВАНИЕТО ПОСЛЕ НАЧАЛОТО НА ПРОДАВАНИЕТО	100,0							
ИТОГОВИ ПО ДОХОДАТА ОТ ПРОДАВАНИЕТО	100,0						0,00	0,00
ПРОЦЕНКА НА ДОХОДАТА ОТ ПРОДАВАНИЕТО НА СЪЩАТА МАШИНА ПРЕДИ НАЧАЛОТО НА ПРОДАВАНИЕТО	100						0,00	0,00
ИТОГОВИ ПО ДОХОДАТА ОТ ПРОДАВАНИЕТО ПРЕДИ НАЧАЛОТО НА ПРОДАВАНИЕТО	100,0							
ПРОЦЕНКА НА ДОХОДАТА ОТ ПРОДАВАНИЕТО НА СЪЩАТА МАШИНА ПОСЛЕ НАЧАЛОТО НА ПРОДАВАНИЕТО	100						0,00	0,00
ИТОГОВИ ПО ДОХОДАТА ОТ ПРОДАВАНИЕТО ПОСЛЕ НАЧАЛОТО НА ПРОДАВАНИЕТО	100,0							
ИТОГОВИ ПО ДОХОДАТА ОТ ПРОДАВАНИЕТО	100,0						0,00	0,00
ПРОЦЕНКА НА ДОХОДАТА ОТ ПРОДАВАНИЕТО НА СЪЩАТА МАШИНА ПРЕДИ НАЧАЛОТО НА ПРОДАВАНИЕТО	100						0,00	0,00
ИТОГОВИ ПО ДОХОДАТА ОТ ПРОДАВАНИЕТО ПРЕДИ НАЧАЛОТО НА ПРОДАВАНИЕТО	100,0							
ПРОЦЕНКА НА ДОХОДАТА ОТ ПРОДАВАНИЕТО НА СЪЩАТА МАШИНА ПОСЛЕ НАЧАЛОТО НА ПРОДАВАНИЕТО	100						0,00	0,00
ИТОГОВИ ПО ДОХОДАТА ОТ ПРОДАВАНИЕТО ПОСЛЕ НАЧАЛОТО НА ПРОДАВАНИЕТО	100,0							
ИТОГОВИ ПО ДОХОДАТА ОТ ПРОДАВАНИЕТО	100,0						0,00	0,00

ПРОЦЕНКА НА ДОХОДАТА ОТ
ПРОДАВАНИЕТО НА СЪЩАТА МАШИНА
ПРЕДИ НАЧАЛОТО НА
ПРОДАВАНИЕТО

ИТОГОВИ ПО ДОХОДАТА ОТ
ПРОДАВАНИЕТО ПРЕДИ
НАЧАЛОТО НА ПРОДАВАНИЕТО



Д-р. Г. П. Пандева

Г. П. Пандева

Д-р. Г. П. Пандева

1	1	1	1	1	1	1	1
2	2	2	2	2	2	2	2
3	3	3	3	3	3	3	3
4	4	4	4	4	4	4	4
5	5	5	5	5	5	5	5
6	6	6	6	6	6	6	6
7	7	7	7	7	7	7	7
8	8	8	8	8	8	8	8
9	9	9	9	9	9	9	9
10	10	10	10	10	10	10	10

Scoring for the National Longitudinal Survey of Youth (NLSY)

1	1	1	1	1	1	1	1
2	2	2	2	2	2	2	2
3	3	3	3	3	3	3	3
4	4	4	4	4	4	4	4
5	5	5	5	5	5	5	5
6	6	6	6	6	6	6	6
7	7	7	7	7	7	7	7
8	8	8	8	8	8	8	8
9	9	9	9	9	9	9	9
10	10	10	10	10	10	10	10

Scoring for the National Longitudinal Survey of Youth (NLSY)

1	1	1	1	1	1	1	1
2	2	2	2	2	2	2	2
3	3	3	3	3	3	3	3
4	4	4	4	4	4	4	4
5	5	5	5	5	5	5	5
6	6	6	6	6	6	6	6
7	7	7	7	7	7	7	7
8	8	8	8	8	8	8	8
9	9	9	9	9	9	9	9
10	10	10	10	10	10	10	10

Scoring for the National Longitudinal Survey of Youth (NLSY)

1	1	1	1	1	1	1	1
2	2	2	2	2	2	2	2
3	3	3	3	3	3	3	3
4	4	4	4	4	4	4	4
5	5	5	5	5	5	5	5
6	6	6	6	6	6	6	6
7	7	7	7	7	7	7	7
8	8	8	8	8	8	8	8
9	9	9	9	9	9	9	9
10	10	10	10	10	10	10	10

Part (a) - Statement of Financial Position

The following information is provided for the year ended 31/12/2018:

Particulars	2018	2017
Share Capital	100,000	100,000
Reserves	150,000	120,000
Current Assets	200,000	180,000
Current Liabilities	50,000	40,000
Total	300,000	260,000

Part (b) - Statement of Profit or Loss

Particulars	2018	2017
Revenue	250,000	220,000
Cost of Sales	(100,000)	(90,000)
Operating Expenses	(80,000)	(70,000)
Operating Profit	70,000	60,000
Finance Income	10,000	5,000
Finance Expenses	(5,000)	(2,000)
Profit Before Tax	75,000	63,000
Tax Expense	(15,000)	(10,000)
Profit After Tax	60,000	53,000

Part (c) - Statement of Cash Flows

Particulars	2018	2017
Operating Activities	80,000	70,000
Investing Activities	(20,000)	(10,000)
Financing Activities	(10,000)	(5,000)
Net Increase/Decrease	50,000	55,000
Opening Balance	260,000	205,000
Closing Balance	310,000	260,000

Part (d) - Statement of Financial Position

Particulars	2018	2017
Share Capital	100,000	100,000
Reserves	210,000	160,000
Current Assets	300,000	260,000
Current Liabilities	100,000	100,000
Total	510,000	420,000

Part (e) - Statement of Profit or Loss

Particulars	2018	2017
Revenue	300,000	280,000
Cost of Sales	(120,000)	(110,000)
Operating Expenses	(90,000)	(80,000)
Operating Profit	90,000	80,000
Finance Income	15,000	10,000
Finance Expenses	(5,000)	(2,000)
Profit Before Tax	100,000	88,000
Tax Expense	(20,000)	(15,000)
Profit After Tax	80,000	73,000

Part (f) - Statement of Cash Flows

Particulars	2018	2017
Operating Activities	100,000	90,000
Investing Activities	(30,000)	(20,000)
Financing Activities	(10,000)	(5,000)
Net Increase/Decrease	60,000	65,000
Opening Balance	420,000	355,000
Closing Balance	480,000	420,000

Part (g) - Statement of Financial Position

Particulars	2018	2017
Share Capital	100,000	100,000
Reserves	380,000	320,000
Current Assets	400,000	360,000
Current Liabilities	120,000	120,000
Total	760,000	700,000

Part (h) - Statement of Profit or Loss

Particulars	2018	2017
Revenue	350,000	320,000
Cost of Sales	(140,000)	(130,000)
Operating Expenses	(100,000)	(90,000)
Operating Profit	110,000	100,000
Finance Income	20,000	15,000
Finance Expenses	(5,000)	(2,000)
Profit Before Tax	125,000	113,000
Tax Expense	(25,000)	(18,000)
Profit After Tax	100,000	95,000

Part (i) - Statement of Cash Flows

Particulars	2018	2017
Operating Activities	120,000	110,000
Investing Activities	(40,000)	(30,000)
Financing Activities	(10,000)	(5,000)
Net Increase/Decrease	70,000	75,000
Opening Balance	700,000	625,000
Closing Balance	770,000	700,000

Sl. No.	Particulars	Qty	Rate	Amount	Particulars	Qty	Rate	Amount

3. Components of Inventory Account

Sl. No.	Particulars	Qty	Rate	Amount	Particulars	Qty	Rate	Amount

4. Components of Inventory Account

Sl. No.	Particulars	Qty	Rate	Amount	Particulars	Qty	Rate	Amount

5. Components of Inventory Account

Sl. No.	Particulars	Qty	Rate	Amount	Particulars	Qty	Rate	Amount

6. Components of Inventory Account

Sl. No.	Particulars	Qty	Rate	Amount	Particulars	Qty	Rate	Amount

7. Components of Inventory Account

Sl. No.	Particulars	Qty	Rate	Amount	Particulars	Qty	Rate	Amount

8. Components of Inventory Account

Sl. No.	Particulars	Qty	Rate	Amount	Particulars	Qty	Rate	Amount

9. Components of Inventory Account

Sl. No.	Particulars	Qty	Rate	Amount	Particulars	Qty	Rate	Amount

10. Components of Inventory Account

Sl. No.	Particulars	Qty	Rate	Amount	Particulars	Qty	Rate	Amount

1	2	3	4	5	6	7	8	9	10	11	12	13	14	15
<p style="text-align: center;">[Illegible Title]</p>														

1	2	3	4	5	6	7	8	9	10	11	12	13	14	15
<p style="text-align: center;">[Illegible Title]</p>														

1	2	3	4	5	6	7	8	9	10	11	12	13	14	15
<p style="text-align: center;">[Illegible Title]</p>														

1	2	3	4	5	6	7	8	9	10	11	12	13	14	15
<p style="text-align: center;">[Illegible Title]</p>														

1	2	3	4	5	6	7	8	9	10	11	12	13	14	15
<p style="text-align: center;">[Illegible Title]</p>														

1	2	3	4	5	6	7	8	9	10	11	12	13	14	15
<p style="text-align: center;">[Illegible Title]</p>														

1	2	3	4	5	6	7	8	9	10	11	12	13	14	15
<p style="text-align: center;">[Illegible Title]</p>														

Category	Item	Quantity	Unit	Value	Remarks
1.00

Total			

...

Category	Item	Quantity	Unit	Value	Remarks
1.00

Total			

...

Category	Item	Quantity	Unit	Value	Remarks
1.00

Total			

...

...

...

Category	Item	Quantity	Unit	Value	Remarks
1.00

Total			

...

Category	Item	Quantity	Unit	Value	Remarks
1.00

Total			

...

...

Category	Item	Quantity	Unit	Value	Remarks
1.00

Total			

...

Category	Item	Quantity	Unit	Value	Remarks
1.00

Total			

...

...

Category	Item	Quantity	Unit	Value	Remarks
1.00

Total			

...

Category	Activity	Frequency	Priority	Current Status	Next Steps
Data Management	Inventory of Data Assets	Q3	High	In Progress	Finalize scope and methodology
	Data Quality Audit	Q4	Medium	Not Started	Develop audit checklist
System Performance	Load Testing	Q3	High	Completed	Review results and optimize
	Security Audit	Q4	Critical	In Progress	Engage external auditors

Table 1: Project Milestones and Deliverables

Phase	Task	Start Date	End Date	Status
Phase 1: Planning	Requirement Gathering	2023-09-01	2023-09-15	Completed
	System Architecture Design	2023-09-15	2023-10-01	In Progress
	Database Schema Design	2023-09-15	2023-10-01	Completed
Phase 2: Development	Backend API Development	2023-10-01	2023-11-15	In Progress
	Frontend UI Development	2023-10-01	2023-11-15	In Progress
	Integration Testing	2023-10-15	2023-11-15	Not Started
Phase 3: Deployment	UAT (User Acceptance Testing)	2023-11-15	2023-12-01	Not Started
	Go-Live	2023-12-01	2023-12-31	Not Started

Table 2: Project Schedule Gantt Chart

Task	Start	End	Progress
Phase 1: Planning	2023-09-01	2023-10-01	100%
Phase 2: Development	2023-10-01	2023-11-15	75%
Phase 3: Deployment	2023-11-15	2023-12-31	0%

Table 3: Project Budget and Resource Allocation

Category	Item	Quantity	Unit Cost	Total Cost
Personnel	Senior Developer	2	\$80,000	\$160,000
	Junior Developer	4	\$40,000	\$160,000
Equipment	Laptop	6	\$2,000	\$12,000
	Software Licenses	3	\$4,000	\$12,000
Travel	Hotel Accommodation	10	\$1,000	\$10,000
	Conference Fees	2	\$5,000	\$10,000
Miscellaneous	Office Supplies	1	\$500	\$500
	Contingency	1	\$10,000	\$10,000
Total				\$364,000

Table 4: Risk Register

ID	Description	Severity	Impact	Probability
R001	Scope Creep	High	Project delays and cost overruns	Medium
R002	Resource Shortage	Medium	Missed deadlines	Low
R003	Technical Debt	Medium	Future maintenance costs	Medium

Table 5: Stakeholder Engagement

Name	Role	Engagement Level	Status
John Doe	Project Manager	High	Active
Jane Smith	Business Analyst	Medium	Active
Mike Johnson	Developer	Low	Passive

Table 6: Change Request Log

Table 7: Communication Plan

Stakeholder	Frequency	Channel	Priority	Last Contact
Client	Weekly	Video Conference	High	2023-11-20
Sponsor	Monthly	Meeting	High	2023-11-15
Team	Daily	Stand-up	Medium	2023-11-21

Table 8: Project Dashboard Summary


Project Name	Status	Start Date	End Date	Budget	Actual Spend	Progress (%)	Risk Level
Project X	In Progress	2023-09-01	2023-12-31	\$364,000	\$245,000	67%	Medium
Project Y	Completed	2023-07-01	2023-11-30	\$120,000	\$120,000	100%	Low
Project Z	On Hold	2023-08-01	2024-03-31	\$100,000	\$0	0%	High

Table 9: Project Summary

Sl. No.	Particulars	Amount	Account Name	Particulars	Amount
1	Bank	10000	Bank	10000	10000
2	Investment	100000	Investment	100000	100000
3	Fixed Deposit	20000	Fixed Deposit	20000	20000
4	Current Account	200000	Current Account	200000	200000
5	Savings Bank	50000	Savings Bank	50000	50000
6	Total	400000	Total	400000	400000

Statement of Assets and Liabilities as at 31/03/2025

Sl. No.	Particulars	Amount	Account Name	Particulars	Amount
1	Bank	10000	Bank	10000	10000
2	Investment	100000	Investment	100000	100000
3	Fixed Deposit	20000	Fixed Deposit	20000	20000
4	Current Account	200000	Current Account	200000	200000
5	Savings Bank	50000	Savings Bank	50000	50000
6	Total	400000	Total	400000	400000



By the Registrar,
District Registrar,
Kolkata

Write the subject of the sentence in the blank space provided.

Sentence	Subject
1. The teacher was talking to the students.	Teacher
2. The children were playing in the park.	Children
3. The dog was barking at the stranger.	Dog
4. The car was moving slowly on the road.	Car
5. The sun was shining brightly in the sky.	Sun

Write the subject of the sentence in the blank space provided.

Sentence	Subject
1. The cat was sitting on the mat.	Cat
2. The bird was flying in the sky.	Bird
3. The car was parked in the garage.	Car
4. The sun was setting behind the mountains.	Sun
5. The children were laughing happily.	Children

Write the subject of the sentence in the blank space provided.

Sentence	Subject
1. The teacher was talking to the students.	Teacher
2. The children were playing in the park.	Children
3. The dog was barking at the stranger.	Dog
4. The car was moving slowly on the road.	Car
5. The sun was shining brightly in the sky.	Sun

Write the subject of the sentence in the blank space provided.

Sentence	Subject
1. The teacher was talking to the students.	Teacher
2. The children were playing in the park.	Children
3. The dog was barking at the stranger.	Dog
4. The car was moving slowly on the road.	Car
5. The sun was shining brightly in the sky.	Sun

Write the subject of the sentence in the blank space provided.

Sentence	Subject
1. The teacher was talking to the students.	Teacher
2. The children were playing in the park.	Children
3. The dog was barking at the stranger.	Dog
4. The car was moving slowly on the road.	Car
5. The sun was shining brightly in the sky.	Sun

Sl. No.	Particulars	2011	2012	2013	2014
1	Revenue	100	100	100	100
2	Capital	100	100	100	100
3	Reserves	100	100	100	100
4	Liabilities	100	100	100	100
5	Total	300	300	300	300

Sl. No.	Particulars	2011	2012	2013	2014
1	Revenue	100	100	100	100
2	Capital	100	100	100	100
3	Reserves	100	100	100	100
4	Liabilities	100	100	100	100
5	Total	300	300	300	300

Notes: 1. The figures are in Lakhs of Rupees. 2. The figures are preliminary and subject to final audit and accounts.

Sl. No.	Particulars	2011	2012	2013	2014
1	Revenue	100	100	100	100
2	Capital	100	100	100	100
3	Reserves	100	100	100	100
4	Liabilities	100	100	100	100
5	Total	300	300	300	300

Notes: 1. The figures are in Lakhs of Rupees. 2. The figures are preliminary and subject to final audit and accounts.

Sl. No.	Particulars	2011	2012	2013	2014
1	Revenue	100	100	100	100
2	Capital	100	100	100	100
3	Reserves	100	100	100	100
4	Liabilities	100	100	100	100
5	Total	300	300	300	300

Account Name	10/1	10/2	10/3	10/4	10/5	10/6	10/7	10/8
...

Account Name	10/1	10/2	10/3	10/4	10/5	10/6	10/7	10/8
...

Account Name	10/1	10/2	10/3	10/4	10/5	10/6	10/7	10/8
...

Account Name	10/1	10/2	10/3	10/4	10/5	10/6	10/7	10/8
...

Account Name	10/1	10/2	10/3	10/4	10/5	10/6	10/7	10/8
...

Account Name	10/1	10/2	10/3	10/4	10/5	10/6	10/7	10/8
...

Year	Category	Sub-category	Year 1	Year 2	Year 3	Year 4	Year 5	Year 6
2005
2006

Category	Sub-category	Year 1	Year 2	Year 3	Year 4	Year 5	Year 6
...

Year	Category	Sub-category	Year 1	Year 2	Year 3	Year 4	Year 5	Year 6
2005

Year	Category	Sub-category	Year 1	Year 2	Year 3	Year 4	Year 5	Year 6
2005

Year	Category	Sub-category	Year 1	Year 2	Year 3	Year 4	Year 5	Year 6
2005

Year	Category	Sub-category	Year 1	Year 2	Year 3	Year 4	Year 5	Year 6
2005

Year	Category	Sub-category	Year 1	Year 2	Year 3	Year 4	Year 5	Year 6
2005

Year	Category	Sub-category	Year 1	Year 2	Year 3	Year 4	Year 5	Year 6
2005

Year	Category	Sub-category	Year 1	Year 2	Year 3	Year 4	Year 5	Year 6
2005

1	2	3	4	5	6	7	8	9	10	11	12
1	2	3	4	5	6	7	8	9	10	11	12

20. General Information (BIB-003-00001)

1	2	3	4	5	6	7	8	9	10	11	12
1	2	3	4	5	6	7	8	9	10	11	12

21. Risk Management (BIB-003-00002)

1	2	3	4	5	6	7	8	9	10	11	12
1	2	3	4	5	6	7	8	9	10	11	12

22. Program (BIB-003-00003)

of the year: 2010

1	2	3	4	5	6	7	8	9	10	11	12
1	2	3	4	5	6	7	8	9	10	11	12

23. Information Systems (BIB-003-00004)

of the year: 2010

1	2	3	4	5	6	7	8	9	10	11	12
1	2	3	4	5	6	7	8	9	10	11	12

24. Financial (BIB-003-00005)

1	2	3	4	5	6	7	8	9	10	11	12
1	2	3	4	5	6	7	8	9	10	11	12

25. Compliance (BIB-003-00006)

1	2	3	4	5	6	7	8	9	10	11	12
1	2	3	4	5	6	7	8	9	10	11	12

Sl. No.	Project Name	Project ID	Project Type	Project Status	Project Description	Project Start Date	Project End Date	Project Budget	Project Progress	Project Risk
1	Project A	001	Construction	Completed	Construction of a new building.	2023-01-01	2023-03-31	1000000	100%	Low
2	Project B	002	IT	In Progress	Development of a new software application.	2023-02-01	2023-05-31	500000	75%	Medium
3	Project C	003	Marketing	On Hold	Launch of a new marketing campaign.	2023-03-01	2023-06-30	200000	0%	High
4	Project D	004	Research	Planned	Conducting research on a new technology.	2023-04-01	2023-09-30	300000	0%	Medium
5	Project E	005	Operations	Completed	Optimization of existing operations.	2023-01-15	2023-04-15	150000	100%	Low
6	Project F	006	HR	In Progress	Recruitment of new staff.	2023-02-15	2023-07-15	100000	50%	Medium
7	Project G	007	Finance	On Hold	Review of financial statements.	2023-03-15	2023-08-15	50000	0%	High
8	Project H	008	Legal	Planned	Legal consultation on a new contract.	2023-04-15	2023-09-15	50000	0%	Medium
9	Project I	009	IT	Completed	Upgrade of IT infrastructure.	2023-01-20	2023-04-20	250000	100%	Low
10	Project J	010	Marketing	In Progress	Development of a new website.	2023-02-20	2023-07-20	150000	60%	Medium
11	Project K	011	Operations	On Hold	Review of operational procedures.	2023-03-20	2023-08-20	100000	0%	High
12	Project L	012	HR	Planned	Recruitment of new staff.	2023-04-20	2023-09-20	100000	0%	Medium
13	Project M	013	Finance	Completed	Review of financial statements.	2023-01-25	2023-04-25	50000	100%	Low
14	Project N	014	Legal	In Progress	Legal consultation on a new contract.	2023-02-25	2023-07-25	50000	40%	Medium
15	Project O	015	IT	On Hold	Upgrade of IT infrastructure.	2023-03-25	2023-08-25	250000	0%	Low
16	Project P	016	Marketing	Planned	Development of a new website.	2023-04-25	2023-09-25	150000	0%	Medium
17	Project Q	017	Operations	Completed	Review of operational procedures.	2023-01-30	2023-04-30	100000	100%	High
18	Project R	018	HR	In Progress	Recruitment of new staff.	2023-02-30	2023-07-30	100000	50%	Medium
19	Project S	019	Finance	On Hold	Review of financial statements.	2023-03-30	2023-08-30	50000	0%	High
20	Project T	020	Legal	Planned	Legal consultation on a new contract.	2023-04-30	2023-09-30	50000	0%	Medium

1. The above information is for informational purposes only and does not constitute an offer of any financial product or service. The information is subject to change without notice. The information is provided as is and does not constitute an offer of any financial product or service. The information is provided as is and does not constitute an offer of any financial product or service.

Sl. No.	Project Name	Project ID	Project Type	Project Status	Project Description	Project Start Date	Project End Date	Project Budget	Project Progress	Project Risk
1	Project A	001	Construction	Completed	Construction of a new building.	2023-01-01	2023-03-31	1000000	100%	Low
2	Project B	002	IT	In Progress	Development of a new software application.	2023-02-01	2023-05-31	500000	75%	Medium
3	Project C	003	Marketing	On Hold	Launch of a new marketing campaign.	2023-03-01	2023-06-30	200000	0%	High
4	Project D	004	Research	Planned	Conducting research on a new technology.	2023-04-01	2023-09-30	300000	0%	Medium
5	Project E	005	Operations	Completed	Optimization of existing operations.	2023-01-15	2023-04-15	150000	100%	Low
6	Project F	006	HR	In Progress	Recruitment of new staff.	2023-02-15	2023-07-15	100000	50%	Medium
7	Project G	007	Finance	On Hold	Review of financial statements.	2023-03-15	2023-08-15	50000	0%	High
8	Project H	008	Legal	Planned	Legal consultation on a new contract.	2023-04-15	2023-09-15	50000	0%	Medium
9	Project I	009	IT	Completed	Upgrade of IT infrastructure.	2023-01-20	2023-04-20	250000	100%	Low
10	Project J	010	Marketing	In Progress	Development of a new website.	2023-02-20	2023-07-20	150000	60%	Medium
11	Project K	011	Operations	On Hold	Review of operational procedures.	2023-03-20	2023-08-20	100000	0%	High
12	Project L	012	HR	Planned	Recruitment of new staff.	2023-04-20	2023-09-20	100000	0%	Medium
13	Project M	013	Finance	Completed	Review of financial statements.	2023-01-25	2023-04-25	50000	100%	Low
14	Project N	014	Legal	In Progress	Legal consultation on a new contract.	2023-02-25	2023-07-25	50000	40%	Medium
15	Project O	015	IT	On Hold	Upgrade of IT infrastructure.	2023-03-25	2023-08-25	250000	0%	Low
16	Project P	016	Marketing	Planned	Development of a new website.	2023-04-25	2023-09-25	150000	0%	Medium
17	Project Q	017	Operations	Completed	Review of operational procedures.	2023-01-30	2023-04-30	100000	100%	High
18	Project R	018	HR	In Progress	Recruitment of new staff.	2023-02-30	2023-07-30	100000	50%	Medium
19	Project S	019	Finance	On Hold	Review of financial statements.	2023-03-30	2023-08-30	50000	0%	High
20	Project T	020	Legal	Planned	Legal consultation on a new contract.	2023-04-30	2023-09-30	50000	0%	Medium

2. The above information is for informational purposes only and does not constitute an offer of any financial product or service. The information is subject to change without notice. The information is provided as is and does not constitute an offer of any financial product or service. The information is provided as is and does not constitute an offer of any financial product or service.

Sl. No.	Project Name	Project ID	Project Type	Project Status	Project Description	Project Start Date	Project End Date	Project Budget	Project Progress	Project Risk
1	Project A	001	Construction	Completed	Construction of a new building.	2023-01-01	2023-03-31	1000000	100%	Low
2	Project B	002	IT	In Progress	Development of a new software application.	2023-02-01	2023-05-31	500000	75%	Medium
3	Project C	003	Marketing	On Hold	Launch of a new marketing campaign.	2023-03-01	2023-06-30	200000	0%	High
4	Project D	004	Research	Planned	Conducting research on a new technology.	2023-04-01	2023-09-30	300000	0%	Medium
5	Project E	005	Operations	Completed	Optimization of existing operations.	2023-01-15	2023-04-15	150000	100%	Low
6	Project F	006	HR	In Progress	Recruitment of new staff.	2023-02-15	2023-07-15	100000	50%	Medium
7	Project G	007	Finance	On Hold	Review of financial statements.	2023-03-15	2023-08-15	50000	0%	High
8	Project H	008	Legal	Planned	Legal consultation on a new contract.	2023-04-15	2023-09-15	50000	0%	Medium
9	Project I	009	IT	Completed	Upgrade of IT infrastructure.	2023-01-20	2023-04-20	250000	100%	Low
10	Project J	010	Marketing	In Progress	Development of a new website.	2023-02-20	2023-07-20	150000	60%	Medium
11	Project K	011	Operations	On Hold	Review of operational procedures.	2023-03-20	2023-08-20	100000	0%	High
12	Project L	012	HR	Planned	Recruitment of new staff.	2023-04-20	2023-09-20	100000	0%	Medium
13	Project M	013	Finance	Completed	Review of financial statements.	2023-01-25	2023-04-25	50000	100%	Low
14	Project N	014	Legal	In Progress	Legal consultation on a new contract.	2023-02-25	2023-07-25	50000	40%	Medium
15	Project O	015	IT	On Hold	Upgrade of IT infrastructure.	2023-03-25	2023-08-25	250000	0%	Low
16	Project P	016	Marketing	Planned	Development of a new website.	2023-04-25	2023-09-25	150000	0%	Medium
17	Project Q	017	Operations	Completed	Review of operational procedures.	2023-01-30	2023-04-30	100000	100%	High
18	Project R	018	HR	In Progress	Recruitment of new staff.	2023-02-30	2023-07-30	100000	50%	Medium
19	Project S	019	Finance	On Hold	Review of financial statements.	2023-03-30	2023-08-30	50000	0%	High
20	Project T	020	Legal	Planned	Legal consultation on a new contract.	2023-04-30	2023-09-30	50000	0%	Medium

1. The following table shows the results of the survey conducted in the year 2010. The data is presented in the following table.

Year	2008	2009	2010	2011	2012	2013	2014	2015
Revenue	100	110	120	130	140	150	160	170
Expenses	80	85	90	95	100	105	110	115
Profit	20	25	30	35	40	45	50	55

2. The following table shows the results of the survey conducted in the year 2010. The data is presented in the following table.

Year	2008	2009	2010	2011	2012	2013	2014	2015
Revenue	100	110	120	130	140	150	160	170
Expenses	80	85	90	95	100	105	110	115
Profit	20	25	30	35	40	45	50	55

3. The following table shows the results of the survey conducted in the year 2010. The data is presented in the following table.

Year	2008	2009	2010	2011	2012	2013	2014	2015
Revenue	100	110	120	130	140	150	160	170
Expenses	80	85	90	95	100	105	110	115
Profit	20	25	30	35	40	45	50	55

4. The following table shows the results of the survey conducted in the year 2010. The data is presented in the following table.

Year	2008	2009	2010	2011	2012	2013	2014	2015
Revenue	100	110	120	130	140	150	160	170
Expenses	80	85	90	95	100	105	110	115
Profit	20	25	30	35	40	45	50	55

5. The following table shows the results of the survey conducted in the year 2010. The data is presented in the following table.

Year	2008	2009	2010	2011	2012	2013	2014	2015
Revenue	100	110	120	130	140	150	160	170
Expenses	80	85	90	95	100	105	110	115
Profit	20	25	30	35	40	45	50	55

6. The following table shows the results of the survey conducted in the year 2010. The data is presented in the following table.

Year	2008	2009	2010	2011	2012	2013	2014	2015
Revenue	100	110	120	130	140	150	160	170
Expenses	80	85	90	95	100	105	110	115
Profit	20	25	30	35	40	45	50	55

7. The following table shows the results of the survey conducted in the year 2010. The data is presented in the following table.

Year	2008	2009	2010	2011	2012	2013	2014	2015
Revenue	100	110	120	130	140	150	160	170
Expenses	80	85	90	95	100	105	110	115
Profit	20	25	30	35	40	45	50	55

8. The following table shows the results of the survey conducted in the year 2010. The data is presented in the following table.

Year	2008	2009	2010	2011	2012	2013	2014	2015
Revenue	100	110	120	130	140	150	160	170
Expenses	80	85	90	95	100	105	110	115
Profit	20	25	30	35	40	45	50	55

No.	Nama	Jenis	Kategori	Kategori	Kategori	Kategori	Kategori	Kategori	Kategori	Kategori	Kategori	Kategori		Kategori
												Kategori	Kategori	
1														
2														
3														
4														
5														



Kepala Dinas Kesehatan Kabupaten
 Kabupaten
 Kabupaten
 Kabupaten

Средства на финансирование из бюджета	0,24		0				0,24	0,24
Средства на финансирование из бюджета	0,24		0					
Средства на финансирование из бюджета	1,25		0				1,25	1,25
Средства на финансирование из бюджета	1,05		0					
Средства на финансирование из бюджета	1,05		0				1,05	1,05
Средства на финансирование из бюджета	0,5		0				0,50	0,50
Средства на финансирование из бюджета	0,24		0				0,24	0,24
Средства на финансирование из бюджета	0,24		0					
Средства на финансирование из бюджета	1,0		0				1,00	1,00
Средства на финансирование из бюджета	1,05		0					
Средства на финансирование из бюджета	0,11		0				0,11	0,11
Средства на финансирование из бюджета	0,11		0					
Средства на финансирование из бюджета	0,5		0				0,50	0,50
Средства на финансирование из бюджета	0,5		0					

Представительный орган муниципального образования «Сосновское» утверждает бюджет на 2019 год и плановый период 2020 и 2021 годов.

С 2019 года вводится в действие новый бюджетный кодекс Российской Федерации.



(Handwritten signature)

Исполнительный глава администрации

Исполнительный глава администрации

Складові елементи витрат на проведення операцій з придбання та продажу фінансових інструментів

Відсоток нарахування на суму операційних витрат на дату проведення операції

Вид операції	Відсоток нарахування на суму операційних витрат на дату проведення операції	Відсоток нарахування на суму операційних витрат на дату проведення операції
Придбання фінансових інструментів	0,00%	0,00%
Продаж фінансових інструментів	0,00%	0,00%
Всього	0,00%	0,00%

Міжбанківські операції з придбання та продажу фінансових інструментів

Вид операції	Відсоток нарахування на суму операційних витрат на дату проведення операції
Всього	0,00%

Витрати на проведення операцій з придбання та продажу фінансових інструментів

Вид операції	Відсоток нарахування на суму операційних витрат на дату проведення операції	Відсоток нарахування на суму операційних витрат на дату проведення операції
Придбання фінансових інструментів	0,00%	0,00%
Продаж фінансових інструментів	0,00%	0,00%
Всього	0,00%	0,00%

Витрати на проведення операцій з придбання та продажу фінансових інструментів

Вид операції	Відсоток нарахування на суму операційних витрат на дату проведення операції	Відсоток нарахування на суму операційних витрат на дату проведення операції
Придбання фінансових інструментів	0,00%	0,00%
Продаж фінансових інструментів	0,00%	0,00%
Всього	0,00%	0,00%

Витрати на проведення операцій з придбання та продажу фінансових інструментів

Вид операції	Відсоток нарахування на суму операційних витрат на дату проведення операції	Відсоток нарахування на суму операційних витрат на дату проведення операції
Всього	0,00%	0,00%

Category	100%	80%	60%	40%
...
...
...
...
...
...
...
...
...

Category	100%	80%	60%	40%
...
...
...
...
...
...
...
...
...

...

Category	100%	80%	60%	40%
...
...
...
...
...
...
...
...
...
...

...

Category	100%	80%	60%	40%
...
...
...
...

NUMERO	PROVVISORI	PROVVISORI	PROVVISORI	PROVVISORI	PROVVISORI	PROVVISORI
1	2	3	4	5	6	7

Tabella 1) Tabella dei provvisori di riferimento per i vari

PROVVISORI	PROVVISORI	PROVVISORI	PROVVISORI	PROVVISORI	PROVVISORI	PROVVISORI
1	2	3	4	5	6	7
8	9	10	11	12	13	14

Tabella 2) Tabella dei provvisori di riferimento per i vari

PROVVISORI	PROVVISORI	PROVVISORI	PROVVISORI	PROVVISORI	PROVVISORI	PROVVISORI
1	2	3	4	5	6	7
8	9	10	11	12	13	14

Tabella 3) Tabella dei provvisori di riferimento per i vari

PROVVISORI	PROVVISORI	PROVVISORI	PROVVISORI	PROVVISORI	PROVVISORI	PROVVISORI
1	2	3	4	5	6	7
8	9	10	11	12	13	14

Tabella 4) Tabella dei provvisori di riferimento per i vari

PROVVISORI	PROVVISORI	PROVVISORI	PROVVISORI	PROVVISORI	PROVVISORI	PROVVISORI
1	2	3	4	5	6	7
8	9	10	11	12	13	14

Tabella 5) Tabella dei provvisori di riferimento per i vari

PROVVISORI	PROVVISORI	PROVVISORI	PROVVISORI	PROVVISORI	PROVVISORI	PROVVISORI
1	2	3	4	5	6	7
8	9	10	11	12	13	14

1. Financial Statements

1.1 Balance Sheet

1.1.1 Balance Sheet as at 31/12/2016

Particulars	2016	2015
Fixed Assets	100	100
Current Assets	200	200
Liabilities	300	300
Total	300	300

1.2 Profit and Loss Account

1.2.1 Profit and Loss Account for 2016

Particulars	2016	2015
Revenue	100	100
Expenses	(80)	(80)
Profit	20	20

2. Financial Statements

2.1 Balance Sheet

2.1.1 Balance Sheet as at 31/12/2016

Particulars	2016	2015
Fixed Assets	100	100
Current Assets	200	200
Liabilities	300	300
Total	300	300

2.2 Profit and Loss Account

2.2.1 Profit and Loss Account for 2016

Particulars	2016	2015
Revenue	100	100
Expenses	(80)	(80)
Profit	20	20

3. Financial Statements

3.1 Balance Sheet

3.1.1 Balance Sheet as at 31/12/2016

Particulars	2016	2015
Fixed Assets	100	100
Current Assets	200	200
Liabilities	300	300
Total	300	300

3.2 Profit and Loss Account

3.2.1 Profit and Loss Account for 2016

Particulars	2016	2015
Revenue	100	100
Expenses	(80)	(80)
Profit	20	20

4. Financial Statements

4.1 Balance Sheet

4.1.1 Balance Sheet as at 31/12/2016

Particulars	2016	2015
Fixed Assets	100	100
Current Assets	200	200
Liabilities	300	300
Total	300	300

4.2 Profit and Loss Account

4.2.1 Profit and Loss Account for 2016

Particulars	2016	2015
Revenue	100	100
Expenses	(80)	(80)
Profit	20	20

Unit	Name	Code	Grade	Credit	Description	Prerequisite	Co-requisite	Counselor	Comments
101

English

Unit	Name	Code	Grade	Credit	Description	Prerequisite	Counselor	Comments
101

Mathematics

Unit	Name	Code	Grade	Credit	Description	Prerequisite	Counselor
101

History

Unit	Name	Code	Grade	Credit	Description	Prerequisite	Counselor
101

Physical Education

Unit	Name	Code	Grade	Credit	Description	Prerequisite	Counselor
101

Foreign Languages

Unit	Name	Code	Grade	Credit	Description	Prerequisite	Counselor
101

Science

Unit	Name	Code	Grade	Credit	Description	Prerequisite	Counselor
101

Sl. No.	Project Name	Project No.	Project Type	Project Status	Project Description	Project Location	Project Start Date	Project End Date	Project Budget	Project Progress
1
2
3
4
5
6
7
8
9
10

...

Sl. No.	Project Name	Project No.	Project Type	Project Status	Project Description	Project Location	Project Start Date	Project End Date	Project Budget	Project Progress
1
2
3
4
5
6
7
8
9
10

Item	Category	Sub-category	Start Date	End Date	Status	Comments
1	Task	Task 1	2023-01-01	2023-01-15	Completed	Task completed successfully.
2	Task	Task 2	2023-01-16	2023-01-31	In Progress	Task is currently in progress.
3	Task	Task 3	2023-02-01	2023-02-15	Not Started	Task has not yet started.

2. Project Summary

Item	Category	Sub-category	Start Date	End Date	Status	Comments
1	Task	Task 1	2023-01-01	2023-01-15	Completed	Task completed successfully.
2	Task	Task 2	2023-01-16	2023-01-31	In Progress	Task is currently in progress.
3	Task	Task 3	2023-02-01	2023-02-15	Not Started	Task has not yet started.

3. Detailed Description

This section provides a detailed description of the project's goals, objectives, and scope. It outlines the key deliverables and the timeline for completion.

The project is designed to meet the following requirements:

- Requirement 1: The system must be able to handle up to 10,000 users simultaneously.
- Requirement 2: The system must be secure and compliant with industry standards.
- Requirement 3: The system must be easy to use and intuitive for end-users.

Item	Category	Sub-category	Start Date	End Date	Status	Comments
1	Task	Task 1	2023-01-01	2023-01-15	Completed	Task completed successfully.
2	Task	Task 2	2023-01-16	2023-01-31	In Progress	Task is currently in progress.
3	Task	Task 3	2023-02-01	2023-02-15	Not Started	Task has not yet started.

4. Risk Assessment

Item	Category	Sub-category	Start Date	End Date	Status	Comments
1	Task	Task 1	2023-01-01	2023-01-15	Completed	Task completed successfully.
2	Task	Task 2	2023-01-16	2023-01-31	In Progress	Task is currently in progress.
3	Task	Task 3	2023-02-01	2023-02-15	Not Started	Task has not yet started.

5. Conclusion

The project is progressing well and is on track for completion. The team is committed to delivering a high-quality product that meets all requirements.

Item	Category	Sub-category	Start Date	End Date	Status	Comments
1	Task	Task 1	2023-01-01	2023-01-15	Completed	Task completed successfully.
2	Task	Task 2	2023-01-16	2023-01-31	In Progress	Task is currently in progress.
3	Task	Task 3	2023-02-01	2023-02-15	Not Started	Task has not yet started.

6. Appendix

Item	Category	Sub-category	Start Date	End Date	Status	Comments
1	Task	Task 1	2023-01-01	2023-01-15	Completed	Task completed successfully.
2	Task	Task 2	2023-01-16	2023-01-31	In Progress	Task is currently in progress.
3	Task	Task 3	2023-02-01	2023-02-15	Not Started	Task has not yet started.

7. References

The following references were used in the preparation of this document:

- Project Management Institute. (2017). *Project Management Body of Knowledge (PMBOK® Guide)*. 7th Edition. Washington, DC: Project Management Institute.
- Smith, J. (2018). *Project Management: The Art of the Possible*. New York, NY: McGraw-Hill Education.

Item	Category	Sub-category	Start Date	End Date	Status	Comments
1	Task	Task 1	2023-01-01	2023-01-15	Completed	Task completed successfully.
2	Task	Task 2	2023-01-16	2023-01-31	In Progress	Task is currently in progress.
3	Task	Task 3	2023-02-01	2023-02-15	Not Started	Task has not yet started.

8. Appendix

Item	Category	Sub-category	Start Date	End Date	Status	Comments
1	Task	Task 1	2023-01-01	2023-01-15	Completed	Task completed successfully.
2	Task	Task 2	2023-01-16	2023-01-31	In Progress	Task is currently in progress.
3	Task	Task 3	2023-02-01	2023-02-15	Not Started	Task has not yet started.

1	2	3	4	5	6	7	8	9	10	11	12	13	14	15	16	17	18	19	20	21	22	23	24	25	26	27	28	29	30	31	32	33	34	35	36	37	38	39	40	41	42	43	44	45	46	47	48	49	50	51	52	53	54	55	56	57	58	59	60	61	62	63	64	65	66	67	68	69	70	71	72	73	74	75	76	77	78	79	80	81	82	83	84	85	86	87	88	89	90	91	92	93	94	95	96	97	98	99	100
---	---	---	---	---	---	---	---	---	----	----	----	----	----	----	----	----	----	----	----	----	----	----	----	----	----	----	----	----	----	----	----	----	----	----	----	----	----	----	----	----	----	----	----	----	----	----	----	----	----	----	----	----	----	----	----	----	----	----	----	----	----	----	----	----	----	----	----	----	----	----	----	----	----	----	----	----	----	----	----	----	----	----	----	----	----	----	----	----	----	----	----	----	----	----	----	----	----	----	-----

SECTION 1 - PROJECT INFORMATION

1	2	3	4	5	6	7	8	9	10	11	12	13	14	15	16	17	18	19	20	21	22	23	24	25	26	27	28	29	30	31	32	33	34	35	36	37	38	39	40	41	42	43	44	45	46	47	48	49	50	51	52	53	54	55	56	57	58	59	60	61	62	63	64	65	66	67	68	69	70	71	72	73	74	75	76	77	78	79	80	81	82	83	84	85	86	87	88	89	90	91	92	93	94	95	96	97	98	99	100
---	---	---	---	---	---	---	---	---	----	----	----	----	----	----	----	----	----	----	----	----	----	----	----	----	----	----	----	----	----	----	----	----	----	----	----	----	----	----	----	----	----	----	----	----	----	----	----	----	----	----	----	----	----	----	----	----	----	----	----	----	----	----	----	----	----	----	----	----	----	----	----	----	----	----	----	----	----	----	----	----	----	----	----	----	----	----	----	----	----	----	----	----	----	----	----	----	----	----	-----

SECTION 2 - PROJECT DESCRIPTION

1	2	3	4	5	6	7	8	9	10	11	12	13	14	15	16	17	18	19	20	21	22	23	24	25	26	27	28	29	30	31	32	33	34	35	36	37	38	39	40	41	42	43	44	45	46	47	48	49	50	51	52	53	54	55	56	57	58	59	60	61	62	63	64	65	66	67	68	69	70	71	72	73	74	75	76	77	78	79	80	81	82	83	84	85	86	87	88	89	90	91	92	93	94	95	96	97	98	99	100
---	---	---	---	---	---	---	---	---	----	----	----	----	----	----	----	----	----	----	----	----	----	----	----	----	----	----	----	----	----	----	----	----	----	----	----	----	----	----	----	----	----	----	----	----	----	----	----	----	----	----	----	----	----	----	----	----	----	----	----	----	----	----	----	----	----	----	----	----	----	----	----	----	----	----	----	----	----	----	----	----	----	----	----	----	----	----	----	----	----	----	----	----	----	----	----	----	----	----	-----

SECTION 3 - PROJECT COSTS

1	2	3	4	5	6	7	8	9	10	11	12	13	14	15	16	17	18	19	20	21	22	23	24	25	26	27	28	29	30	31	32	33	34	35	36	37	38	39	40	41	42	43	44	45	46	47	48	49	50	51	52	53	54	55	56	57	58	59	60	61	62	63	64	65	66	67	68	69	70	71	72	73	74	75	76	77	78	79	80	81	82	83	84	85	86	87	88	89	90	91	92	93	94	95	96	97	98	99	100
---	---	---	---	---	---	---	---	---	----	----	----	----	----	----	----	----	----	----	----	----	----	----	----	----	----	----	----	----	----	----	----	----	----	----	----	----	----	----	----	----	----	----	----	----	----	----	----	----	----	----	----	----	----	----	----	----	----	----	----	----	----	----	----	----	----	----	----	----	----	----	----	----	----	----	----	----	----	----	----	----	----	----	----	----	----	----	----	----	----	----	----	----	----	----	----	----	----	----	-----

SECTION 4 - PROJECT SCHEDULE

1	2	3	4	5	6	7	8	9	10	11	12	13	14	15	16	17	18	19	20	21	22	23	24	25	26	27	28	29	30	31	32	33	34	35	36	37	38	39	40	41	42	43	44	45	46	47	48	49	50	51	52	53	54	55	56	57	58	59	60	61	62	63	64	65	66	67	68	69	70	71	72	73	74	75	76	77	78	79	80	81	82	83	84	85	86	87	88	89	90	91	92	93	94	95	96	97	98	99	100
---	---	---	---	---	---	---	---	---	----	----	----	----	----	----	----	----	----	----	----	----	----	----	----	----	----	----	----	----	----	----	----	----	----	----	----	----	----	----	----	----	----	----	----	----	----	----	----	----	----	----	----	----	----	----	----	----	----	----	----	----	----	----	----	----	----	----	----	----	----	----	----	----	----	----	----	----	----	----	----	----	----	----	----	----	----	----	----	----	----	----	----	----	----	----	----	----	----	----	-----

SECTION 5 - PROJECT RISK ASSESSMENT

1	2	3	4	5	6	7	8	9	10	11	12	13	14	15	16	17	18	19	20	21	22	23	24	25	26	27	28	29	30	31	32	33	34	35	36	37	38	39	40	41	42	43	44	45	46	47	48	49	50	51	52	53	54	55	56	57	58	59	60	61	62	63	64	65	66	67	68	69	70	71	72	73	74	75	76	77	78	79	80	81	82	83	84	85	86	87	88	89	90	91	92	93	94	95	96	97	98	99	100
---	---	---	---	---	---	---	---	---	----	----	----	----	----	----	----	----	----	----	----	----	----	----	----	----	----	----	----	----	----	----	----	----	----	----	----	----	----	----	----	----	----	----	----	----	----	----	----	----	----	----	----	----	----	----	----	----	----	----	----	----	----	----	----	----	----	----	----	----	----	----	----	----	----	----	----	----	----	----	----	----	----	----	----	----	----	----	----	----	----	----	----	----	----	----	----	----	----	----	-----

SECTION 6 - PROJECT COMMUNICATIONS

1	2	3	4	5	6	7	8	9	10	11	12	13	14	15	16	17	18	19	20	21	22	23	24	25	26	27	28	29	30	31	32	33	34	35	36	37	38	39	40	41	42	43	44	45	46	47	48	49	50	51	52	53	54	55	56	57	58	59	60	61	62	63	64	65	66	67	68	69	70	71	72	73	74	75	76	77	78	79	80	81	82	83	84	85	86	87	88	89	90	91	92	93	94	95	96	97	98	99	100
---	---	---	---	---	---	---	---	---	----	----	----	----	----	----	----	----	----	----	----	----	----	----	----	----	----	----	----	----	----	----	----	----	----	----	----	----	----	----	----	----	----	----	----	----	----	----	----	----	----	----	----	----	----	----	----	----	----	----	----	----	----	----	----	----	----	----	----	----	----	----	----	----	----	----	----	----	----	----	----	----	----	----	----	----	----	----	----	----	----	----	----	----	----	----	----	----	----	----	-----


SECTION 7 - PROJECT EVALUATION

1	2	3	4	5	6	7	8	9	10	11	12	13	14	15	16	17	18	19	20	21	22	23	24	25	26	27	28	29	30	31	32	33	34	35	36	37	38	39	40	41	42	43	44	45	46	47	48	49	50	51	52	53	54	55	56	57	58	59	60	61	62	63	64	65	66	67	68	69	70	71	72	73	74	75	76	77	78	79	80	81	82	83	84	85	86	87	88	89	90	91	92	93	94	95	96	97	98	99	100
---	---	---	---	---	---	---	---	---	----	----	----	----	----	----	----	----	----	----	----	----	----	----	----	----	----	----	----	----	----	----	----	----	----	----	----	----	----	----	----	----	----	----	----	----	----	----	----	----	----	----	----	----	----	----	----	----	----	----	----	----	----	----	----	----	----	----	----	----	----	----	----	----	----	----	----	----	----	----	----	----	----	----	----	----	----	----	----	----	----	----	----	----	----	----	----	----	----	----	-----

SECTION 8 - PROJECT SUMMARY

1	2	3	4	5	6	7	8	9	10	11	12	13	14	15	16	17	18	19	20	21	22	23	24	25	26	27	28	29	30	31	32	33	34	35	36	37	38	39	40	41	42	43	44	45	46	47	48	49	50	51	52	53	54	55	56	57	58	59	60	61	62	63	64	65	66	67	68	69	70	71	72	73	74	75	76	77	78	79	80	81	82	83	84	85	86	87	88	89	90	91	92	93	94	95	96	97	98	99	100
---	---	---	---	---	---	---	---	---	----	----	----	----	----	----	----	----	----	----	----	----	----	----	----	----	----	----	----	----	----	----	----	----	----	----	----	----	----	----	----	----	----	----	----	----	----	----	----	----	----	----	----	----	----	----	----	----	----	----	----	----	----	----	----	----	----	----	----	----	----	----	----	----	----	----	----	----	----	----	----	----	----	----	----	----	----	----	----	----	----	----	----	----	----	----	----	----	----	----	-----

Sl. No.	Date of Issue	Sl. No. of the Bill	Particulars of the Bill	Amount	Date of Payment	Particulars of the Bill	Amount	Date of Payment	Sl. No. of the Bill	Particulars of the Bill	Amount	Date of Payment	Total		Sl. No. of the Bill	Particulars of the Bill	Amount	Date of Payment
1	2018/01/01	100
2	2018/01/01	101
3	2018/01/01	102
4	2018/01/01	103
													100000	100000		



...
 ...
 ...

ВНЕШНИЙ ДОЛГ	1,4	1			5,00	0,30
ВНЕШНИЙ ДОЛГ	1,4	2				
ВНЕШНИЙ ДОЛГ	1,4	3				
ВНЕШНИЙ ДОЛГ	1,4	4			2,22	0,05
ВНЕШНИЙ ДОЛГ	1,4	5				
ВНЕШНИЙ ДОЛГ	1,4	6			0,30	0,0
ВНЕШНИЙ ДОЛГ	1,4	8				
ВНЕШНИЙ ДОЛГ	1,4	9			0,00	1,50
ВНЕШНИЙ ДОЛГ	1,4	10				
ВНЕШНИЙ ДОЛГ	1,4	11			2,00	0,30
ВНЕШНИЙ ДОЛГ	1,4	12				
ВНЕШНИЙ ДОЛГ	1,4	13			2,00	0,05
ВНЕШНИЙ ДОЛГ	1,4	14				
ВНЕШНИЙ ДОЛГ	1,4	15			1,22	0,05
ВНЕШНИЙ ДОЛГ	1,4	16				
ВНЕШНИЙ ДОЛГ	1,4	17			0,30	0,15
ВНЕШНИЙ ДОЛГ	1,4	18				
ВНЕШНИЙ ДОЛГ	1,4	19			1,00	1,50
ВНЕШНИЙ ДОЛГ	1,4	20				

ВНЕШНИЙ ДОЛГ

ВНЕШНИЙ ДОЛГ

ВНЕШНИЙ ДОЛГ

ВНЕШНИЙ ДОЛГ

ВНЕШНИЙ ДОЛГ

ВНЕШНИЙ ДОЛГ

ВНЕШНИЙ ДОЛГ

ВНЕШНИЙ ДОЛГ



(Handwritten signature)

Министр финансов

Tabla 1. Competencias de los grupos de asignaturas de la especialidad de Ingeniería de Sistemas

Grupos de asignaturas	Competencias	Grupos de asignaturas	Competencias
Grupos de asignaturas de la especialidad de Ingeniería de Sistemas	Competencias de la especialidad de Ingeniería de Sistemas	Grupos de asignaturas de la especialidad de Ingeniería de Sistemas	Competencias de la especialidad de Ingeniería de Sistemas

Tabla 2. Plan de estudios de la especialidad de Ingeniería de Sistemas

Grupos de asignaturas	Competencias
Grupos de asignaturas de la especialidad de Ingeniería de Sistemas	Competencias de la especialidad de Ingeniería de Sistemas

Tabla 3. Plan de estudios de la especialidad de Ingeniería de Sistemas

Grupos de asignaturas	Competencias	Grupos de asignaturas	Competencias
Grupos de asignaturas de la especialidad de Ingeniería de Sistemas	Competencias de la especialidad de Ingeniería de Sistemas	Grupos de asignaturas de la especialidad de Ingeniería de Sistemas	Competencias de la especialidad de Ingeniería de Sistemas

Tabla 4. Plan de estudios de la especialidad de Ingeniería de Sistemas

Grupos de asignaturas	Competencias	Grupos de asignaturas	Competencias
Grupos de asignaturas de la especialidad de Ingeniería de Sistemas	Competencias de la especialidad de Ingeniería de Sistemas	Grupos de asignaturas de la especialidad de Ingeniería de Sistemas	Competencias de la especialidad de Ingeniería de Sistemas

Tabla 5. Plan de estudios de la especialidad de Ingeniería de Sistemas

Grupos de asignaturas	Competencias	Grupos de asignaturas	Competencias
Grupos de asignaturas de la especialidad de Ingeniería de Sistemas	Competencias de la especialidad de Ingeniería de Sistemas	Grupos de asignaturas de la especialidad de Ingeniería de Sistemas	Competencias de la especialidad de Ingeniería de Sistemas

...
...

... ..

...
...
...
...
...
...
...
...

... ..

...
...
...
...
...

... ..

...
...
...
...

... ..

...
...
...
...
...

... ..

...
...
...
...

1. General information

Name of the organization: _____

Address: _____

№	№ of the assessment	№ of the assessment	№ of the assessment	№ of the assessment	№ of the assessment	№ of the assessment	№ of the assessment
1	2	3	4	5	6	7	8
9	10	11	12	13	14	15	16

2. Description of the assessment

№	№ of the assessment	№ of the assessment	№ of the assessment	№ of the assessment	№ of the assessment	№ of the assessment	№ of the assessment
1	2	3	4	5	6	7	8
9	10	11	12	13	14	15	16

3. Results of the assessment

№	№ of the assessment	№ of the assessment	№ of the assessment	№ of the assessment	№ of the assessment	№ of the assessment	№ of the assessment
1	2	3	4	5	6	7	8
9	10	11	12	13	14	15	16

4. Conclusions and recommendations

№	№ of the assessment	№ of the assessment	№ of the assessment	№ of the assessment	№ of the assessment	№ of the assessment	№ of the assessment
1	2	3	4	5	6	7	8
9	10	11	12	13	14	15	16

5. Additional information

№	№ of the assessment	№ of the assessment	№ of the assessment	№ of the assessment	№ of the assessment	№ of the assessment	№ of the assessment
1	2	3	4	5	6	7	8
9	10	11	12	13	14	15	16

6. Signatures

№	№ of the assessment	№ of the assessment	№ of the assessment	№ of the assessment	№ of the assessment	№ of the assessment	№ of the assessment
1	2	3	4	5	6	7	8
9	10	11	12	13	14	15	16

7. Date of the assessment

№	№ of the assessment	№ of the assessment	№ of the assessment	№ of the assessment	№ of the assessment	№ of the assessment	№ of the assessment
1	2	3	4	5	6	7	8
9	10	11	12	13	14	15	16

8. Additional comments

№	№ of the assessment	№ of the assessment	№ of the assessment	№ of the assessment	№ of the assessment	№ of the assessment	№ of the assessment
1	2	3	4	5	6	7	8
9	10	11	12	13	14	15	16

Activity	Activity Description	Activity Type	Activity Status	Activity Start Date	Activity End Date	Activity Duration	Activity Location	Activity Frequency	Activity Priority	Activity Owner	Activity Contact
1
2

Table 1: Activity Schedule

Activity	Activity Description	Activity Type	Activity Status	Activity Start Date	Activity End Date	Activity Duration	Activity Location	Activity Frequency	Activity Priority	Activity Owner	Activity Contact
3
4

Table 2: Activity Schedule

Activity	Activity Description	Activity Type	Activity Status	Activity Start Date	Activity End Date	Activity Duration	Activity Location	Activity Frequency	Activity Priority	Activity Owner	Activity Contact
5
6

Table 3: Activity Schedule

4. PROJECT SUMMARY

Activity	Activity Description	Activity Type	Activity Status	Activity Start Date	Activity End Date	Activity Duration	Activity Location	Activity Frequency	Activity Priority	Activity Owner	Activity Contact
7
8

Table 4: Activity Schedule

5. PROJECT SUMMARY

Activity	Activity Description	Activity Type	Activity Status	Activity Start Date	Activity End Date	Activity Duration	Activity Location	Activity Frequency	Activity Priority	Activity Owner	Activity Contact
9
10

Table 5: Activity Schedule

Activity	Activity Description	Activity Type	Activity Status	Activity Start Date	Activity End Date	Activity Duration	Activity Location	Activity Frequency	Activity Priority	Activity Owner	Activity Contact
11
12

Table 6: Activity Schedule

6. PROJECT SUMMARY

Activity	Activity Description	Activity Type	Activity Status	Activity Start Date	Activity End Date	Activity Duration	Activity Location	Activity Frequency	Activity Priority	Activity Owner	Activity Contact
13
14

001	001	001	001	001	001	001	001	001	001	001	001	001	001	001	001	001	001	001	001	001
002	002	002	002	002	002	002	002	002	002	002	002	002	002	002	002	002	002	002	002	002
003	003	003	003	003	003	003	003	003	003	003	003	003	003	003	003	003	003	003	003	003
004	004	004	004	004	004	004	004	004	004	004	004	004	004	004	004	004	004	004	004	004
005	005	005	005	005	005	005	005	005	005	005	005	005	005	005	005	005	005	005	005	005
006	006	006	006	006	006	006	006	006	006	006	006	006	006	006	006	006	006	006	006	006
007	007	007	007	007	007	007	007	007	007	007	007	007	007	007	007	007	007	007	007	007
008	008	008	008	008	008	008	008	008	008	008	008	008	008	008	008	008	008	008	008	008
009	009	009	009	009	009	009	009	009	009	009	009	009	009	009	009	009	009	009	009	009
010	010	010	010	010	010	010	010	010	010	010	010	010	010	010	010	010	010	010	010	010
011	011	011	011	011	011	011	011	011	011	011	011	011	011	011	011	011	011	011	011	011
012	012	012	012	012	012	012	012	012	012	012	012	012	012	012	012	012	012	012	012	012
013	013	013	013	013	013	013	013	013	013	013	013	013	013	013	013	013	013	013	013	013
014	014	014	014	014	014	014	014	014	014	014	014	014	014	014	014	014	014	014	014	014
015	015	015	015	015	015	015	015	015	015	015	015	015	015	015	015	015	015	015	015	015

PLEASE PRINT NAME AND ADDRESS OF THE PERSON OR FIRM TO WHOM THE FOLLOING CASH IS TO BE PAID TO THE ORDER OF IN FULL PAYMENT OF THE DEBT OF THE ABOVE NAMED DEBTOR TO THE UNITED STATES OF AMERICA.

1	1	1	1	1	1	1	1	1	1	1	1	1	1	1	1	1	1	1	1	1
2	2	2	2	2	2	2	2	2	2	2	2	2	2	2	2	2	2	2	2	2
3	3	3	3	3	3	3	3	3	3	3	3	3	3	3	3	3	3	3	3	3
4	4	4	4	4	4	4	4	4	4	4	4	4	4	4	4	4	4	4	4	4
5	5	5	5	5	5	5	5	5	5	5	5	5	5	5	5	5	5	5	5	5

PLEASE PRINT NAME AND ADDRESS OF THE PERSON OR FIRM TO WHOM THE FOLLOING CASH IS TO BE PAID TO THE ORDER OF IN FULL PAYMENT OF THE DEBT OF THE ABOVE NAMED DEBTOR TO THE UNITED STATES OF AMERICA.

6	6	6	6	6	6	6	6	6	6	6	6	6	6	6	6	6	6	6	6	6
7	7	7	7	7	7	7	7	7	7	7	7	7	7	7	7	7	7	7	7	7
8	8	8	8	8	8	8	8	8	8	8	8	8	8	8	8	8	8	8	8	8
9	9	9	9	9	9	9	9	9	9	9	9	9	9	9	9	9	9	9	9	9
10	10	10	10	10	10	10	10	10	10	10	10	10	10	10	10	10	10	10	10	10

1	2	3	4	5	6	7	8	9	10	11	12	13	14	15	16	17	18	19	20	21	22	23	24	25	26	27	28	29	30	31	32	33	34	35	36	37	38	39	40	41	42	43	44	45	46	47	48	49	50	51	52	53	54	55	56	57	58	59	60	61	62	63	64	65	66	67	68	69	70	71	72	73	74	75	76	77	78	79	80	81	82	83	84	85	86	87	88	89	90	91	92	93	94	95	96	97	98	99	100
---	---	---	---	---	---	---	---	---	----	----	----	----	----	----	----	----	----	----	----	----	----	----	----	----	----	----	----	----	----	----	----	----	----	----	----	----	----	----	----	----	----	----	----	----	----	----	----	----	----	----	----	----	----	----	----	----	----	----	----	----	----	----	----	----	----	----	----	----	----	----	----	----	----	----	----	----	----	----	----	----	----	----	----	----	----	----	----	----	----	----	----	----	----	----	----	----	----	----	-----

OPTION - 2 (P) PARTIAL

1	2	3	4	5	6	7	8	9	10	11	12	13	14	15	16	17	18	19	20	21	22	23	24	25	26	27	28	29	30	31	32	33	34	35	36	37	38	39	40	41	42	43	44	45	46	47	48	49	50	51	52	53	54	55	56	57	58	59	60	61	62	63	64	65	66	67	68	69	70	71	72	73	74	75	76	77	78	79	80	81	82	83	84	85	86	87	88	89	90	91	92	93	94	95	96	97	98	99	100
---	---	---	---	---	---	---	---	---	----	----	----	----	----	----	----	----	----	----	----	----	----	----	----	----	----	----	----	----	----	----	----	----	----	----	----	----	----	----	----	----	----	----	----	----	----	----	----	----	----	----	----	----	----	----	----	----	----	----	----	----	----	----	----	----	----	----	----	----	----	----	----	----	----	----	----	----	----	----	----	----	----	----	----	----	----	----	----	----	----	----	----	----	----	----	----	----	----	----	-----

OPTION - 3 (P) PARTIAL

1	2	3	4	5	6	7	8	9	10	11	12	13	14	15	16	17	18	19	20	21	22	23	24	25	26	27	28	29	30	31	32	33	34	35	36	37	38	39	40	41	42	43	44	45	46	47	48	49	50	51	52	53	54	55	56	57	58	59	60	61	62	63	64	65	66	67	68	69	70	71	72	73	74	75	76	77	78	79	80	81	82	83	84	85	86	87	88	89	90	91	92	93	94	95	96	97	98	99	100
---	---	---	---	---	---	---	---	---	----	----	----	----	----	----	----	----	----	----	----	----	----	----	----	----	----	----	----	----	----	----	----	----	----	----	----	----	----	----	----	----	----	----	----	----	----	----	----	----	----	----	----	----	----	----	----	----	----	----	----	----	----	----	----	----	----	----	----	----	----	----	----	----	----	----	----	----	----	----	----	----	----	----	----	----	----	----	----	----	----	----	----	----	----	----	----	----	----	----	-----

OPTION - 4 (P) PARTIAL

1	2	3	4	5	6	7	8	9	10	11	12	13	14	15	16	17	18	19	20	21	22	23	24	25	26	27	28	29	30	31	32	33	34	35	36	37	38	39	40	41	42	43	44	45	46	47	48	49	50	51	52	53	54	55	56	57	58	59	60	61	62	63	64	65	66	67	68	69	70	71	72	73	74	75	76	77	78	79	80	81	82	83	84	85	86	87	88	89	90	91	92	93	94	95	96	97	98	99	100
---	---	---	---	---	---	---	---	---	----	----	----	----	----	----	----	----	----	----	----	----	----	----	----	----	----	----	----	----	----	----	----	----	----	----	----	----	----	----	----	----	----	----	----	----	----	----	----	----	----	----	----	----	----	----	----	----	----	----	----	----	----	----	----	----	----	----	----	----	----	----	----	----	----	----	----	----	----	----	----	----	----	----	----	----	----	----	----	----	----	----	----	----	----	----	----	----	----	----	-----

OPTION - 5 (P) PARTIAL

1	2	3	4	5	6	7	8	9	10	11	12	13	14	15	16	17	18	19	20	21	22	23	24	25	26	27	28	29	30	31	32	33	34	35	36	37	38	39	40	41	42	43	44	45	46	47	48	49	50	51	52	53	54	55	56	57	58	59	60	61	62	63	64	65	66	67	68	69	70	71	72	73	74	75	76	77	78	79	80	81	82	83	84	85	86	87	88	89	90	91	92	93	94	95	96	97	98	99	100
---	---	---	---	---	---	---	---	---	----	----	----	----	----	----	----	----	----	----	----	----	----	----	----	----	----	----	----	----	----	----	----	----	----	----	----	----	----	----	----	----	----	----	----	----	----	----	----	----	----	----	----	----	----	----	----	----	----	----	----	----	----	----	----	----	----	----	----	----	----	----	----	----	----	----	----	----	----	----	----	----	----	----	----	----	----	----	----	----	----	----	----	----	----	----	----	----	----	----	-----

OPTION - 6 (P) PARTIAL


1	2	3	4	5	6	7	8	9	10	11	12	13	14	15	16	17	18	19	20	21	22	23	24	25	26	27	28	29	30	31	32	33	34	35	36	37	38	39	40	41	42	43	44	45	46	47	48	49	50	51	52	53	54	55	56	57	58	59	60	61	62	63	64	65	66	67	68	69	70	71	72	73	74	75	76	77	78	79	80	81	82	83	84	85	86	87	88	89	90	91	92	93	94	95	96	97	98	99	100
---	---	---	---	---	---	---	---	---	----	----	----	----	----	----	----	----	----	----	----	----	----	----	----	----	----	----	----	----	----	----	----	----	----	----	----	----	----	----	----	----	----	----	----	----	----	----	----	----	----	----	----	----	----	----	----	----	----	----	----	----	----	----	----	----	----	----	----	----	----	----	----	----	----	----	----	----	----	----	----	----	----	----	----	----	----	----	----	----	----	----	----	----	----	----	----	----	----	----	-----

1	2	3	4	5	6	7	8	9	10	11	12	13	14	15	16	17	18	19	20	21	22	23	24	25	26	27	28	29	30	31	32	33	34	35	36	37	38	39	40	41	42	43	44	45	46	47	48	49	50	51	52	53	54	55	56	57	58	59	60	61	62	63	64	65	66	67	68	69	70	71	72	73	74	75	76	77	78	79	80	81	82	83	84	85	86	87	88	89	90	91	92	93	94	95	96	97	98	99	100
---	---	---	---	---	---	---	---	---	----	----	----	----	----	----	----	----	----	----	----	----	----	----	----	----	----	----	----	----	----	----	----	----	----	----	----	----	----	----	----	----	----	----	----	----	----	----	----	----	----	----	----	----	----	----	----	----	----	----	----	----	----	----	----	----	----	----	----	----	----	----	----	----	----	----	----	----	----	----	----	----	----	----	----	----	----	----	----	----	----	----	----	----	----	----	----	----	----	----	-----

OPTION - 7 (P) PARTIAL

1	2	3	4	5	6	7	8	9	10	11	12	13	14	15	16	17	18	19	20	21	22	23	24	25	26	27	28	29	30	31	32	33	34	35	36	37	38	39	40	41	42	43	44	45	46	47	48	49	50	51	52	53	54	55	56	57	58	59	60	61	62	63	64	65	66	67	68	69	70	71	72	73	74	75	76	77	78	79	80	81	82	83	84	85	86	87	88	89	90	91	92	93	94	95	96	97	98	99	100
---	---	---	---	---	---	---	---	---	----	----	----	----	----	----	----	----	----	----	----	----	----	----	----	----	----	----	----	----	----	----	----	----	----	----	----	----	----	----	----	----	----	----	----	----	----	----	----	----	----	----	----	----	----	----	----	----	----	----	----	----	----	----	----	----	----	----	----	----	----	----	----	----	----	----	----	----	----	----	----	----	----	----	----	----	----	----	----	----	----	----	----	----	----	----	----	----	----	----	-----

No.	Nama Organisasi	Alamat	Jenis Kegiatan	Waktu Pelaksanaan	Lokasi Kegiatan	Jumlah Peserta	Jumlah Relawan	Materi / Materi Pokok	Dokumentasi Kegiatan	Lampiran	Dokumentasi Kegiatan	Kategori Kegiatan	Materi Pokok	Tipe Kegiatan		Lampiran
														Offline	Online	
1	Forum Komunikasi Mahasiswa		Forum Komunikasi Mahasiswa	12/10/2020	Online	200	10	Forum Komunikasi Mahasiswa	12/10/2020			Forum Komunikasi Mahasiswa	Forum Komunikasi Mahasiswa	100000	100000	
2	Forum Komunikasi Mahasiswa		Forum Komunikasi Mahasiswa	12/10/2020	Online	200	10	Forum Komunikasi Mahasiswa	12/10/2020			Forum Komunikasi Mahasiswa	Forum Komunikasi Mahasiswa	100000	100000	
3	Forum Komunikasi Mahasiswa		Forum Komunikasi Mahasiswa	12/10/2020	Online	200	10	Forum Komunikasi Mahasiswa	12/10/2020			Forum Komunikasi Mahasiswa	Forum Komunikasi Mahasiswa	100000	100000	



1. Untuk kegiatan yang dilaksanakan secara offline, perlu dilengkapi dengan foto kegiatan yang diambil oleh relawan. Untuk kegiatan yang dilaksanakan secara online, perlu dilengkapi dengan screenshot kegiatan yang diambil oleh relawan.

2. Untuk kegiatan yang dilaksanakan secara offline, perlu dilengkapi dengan foto kegiatan yang diambil oleh relawan. Untuk kegiatan yang dilaksanakan secara online, perlu dilengkapi dengan screenshot kegiatan yang diambil oleh relawan.

Отчет о приросте (убытке) стоимости и курсе ценных бумаг (финансовых инструментов), принадлежащих к инвестиционному фонду (акционерному паевому инвестиционному фонду)

Таблица 1. Результаты акционерного инвестиционного фонда (наименование фонда)

Акционерное наименование акционерного инвестиционного фонда	Инвестиционный инструмент, стоимость которого входит в состав инвестиционного фонда	Полное наименование, в котором числится акционерное наименование акционерного инвестиционного фонда	Титул акционерного фонда	Адрес акционерного фонда
1	2	3	4	5
ТОО "Акционерное инвестиционное общество "Риэлти-1"	ИП	Общество с ограниченной ответственностью "Акционерное инвестиционное общество "Риэлти-1"	21007, Ташкент	1410012

Таблица 2. Параметры отчета о приросте (убытке) стоимости и курсе ценных бумаг

Даты составления	Период, за который составляется отчет
1	2
2014-08-31	2014

Таблица 3. Следствие о приросте (убытке) стоимости и курсе ценных бумаг, принадлежащих к акционерному инвестиционному фонду (отражающее паевую стоимость ценных бумаг)

Группы ценных бумаг	Базисная стоимость	Измененная стоимость
1	2	3
Итого	0	0,00
1. Итого по группам ценных бумаг, принадлежащих к акционерному инвестиционному фонду	0,00	0,00
1.1. Итого по группам ценных бумаг, принадлежащих к акционерному инвестиционному фонду:	0,00	0,00
1.1.1. Итого по акциям, принадлежащим к акционерному инвестиционному фонду	0,00	0,00
1.1.2. Итого по облигациям, принадлежащим к акционерному инвестиционному фонду	0,00	0,00
1.1.3. Итого по другим ценным бумагам, принадлежащим к акционерному инвестиционному фонду	0,00	0,00
1.1.4. Итого по финансовым инструментам, принадлежащим к акционерному инвестиционному фонду	0,00	0,00
1.1.5. Итого по другим финансовым инструментам, принадлежащим к акционерному инвестиционному фонду	0,00	0,00
1.1.6. Итого по другим инструментам, принадлежащим к акционерному инвестиционному фонду	0,00	0,00
1.1.7. Итого по другим финансовым инструментам, принадлежащим к акционерному инвестиционному фонду	0,00	0,00
1.1.8. Итого по другим финансовым инструментам, принадлежащим к акционерному инвестиционному фонду	0,00	0,00
1.1.9. Итого по другим финансовым инструментам, принадлежащим к акционерному инвестиционному фонду	0,00	0,00
1.1.10. Итого по другим финансовым инструментам, принадлежащим к акционерному инвестиционному фонду	0,00	0,00
1.1.11. Итого по другим финансовым инструментам, принадлежащим к акционерному инвестиционному фонду	0,00	0,00
1.1.12. Итого по другим финансовым инструментам, принадлежащим к акционерному инвестиционному фонду	0,00	0,00
1.1.13. Итого по другим финансовым инструментам, принадлежащим к акционерному инвестиционному фонду	0,00	0,00

1. Итого по разделу "Капитальные вложения в объекты недвижимого имущества"	100					0,00	0,00
Итого по разделу "Капитальные вложения в объекты недвижимого имущества"	100						
2. Итого по разделу "Налоги и сборы, уплачиваемые организацией за пользование объектами недвижимого имущества"	100					0,00	0,00
Итого по разделу "Налоги и сборы, уплачиваемые организацией за пользование объектами недвижимого имущества"	100,1						
3. Итого по разделу "Прочие расходы"	100					0,00	0,00
Итого по разделу "Прочие расходы"	100,1						
Итого по разделу "Налоги и сборы, уплачиваемые организацией за пользование объектами недвижимого имущества"	100					0,00	0,00
Итого по разделу "Налоги и сборы, уплачиваемые организацией за пользование объектами недвижимого имущества"	100,1						
Итого по разделу "Прочие расходы"	100					0,00	0,00
Итого по разделу "Прочие расходы"	100,1						
Итого по разделу "Налоги и сборы, уплачиваемые организацией за пользование объектами недвижимого имущества"	100					0,00	0,00
Итого по разделу "Налоги и сборы, уплачиваемые организацией за пользование объектами недвижимого имущества"	100,1						
Итого по разделу "Прочие расходы"	100					0,00	0,00
Итого по разделу "Прочие расходы"	100,1						
Итого по разделу "Налоги и сборы, уплачиваемые организацией за пользование объектами недвижимого имущества"	100					0,00	0,00
Итого по разделу "Налоги и сборы, уплачиваемые организацией за пользование объектами недвижимого имущества"	100,1						
Итого по разделу "Прочие расходы"	100					0,00	0,00
Итого по разделу "Прочие расходы"	100,1						
Итого по разделу "Налоги и сборы, уплачиваемые организацией за пользование объектами недвижимого имущества"	100					0,00	0,00
Итого по разделу "Налоги и сборы, уплачиваемые организацией за пользование объектами недвижимого имущества"	100,1						
Итого по разделу "Прочие расходы"	100					0,00	0,00
Итого по разделу "Прочие расходы"	100,1						

Составлено на основании данных, полученных от ответственных лиц организации, а также на основании данных бухгалтерского учета организации за отчетный период.

Составлено на основании данных, полученных от ответственных лиц организации, а также на основании данных бухгалтерского учета организации за отчетный период.



Итого по разделу "Прочие расходы"

Итого по разделу "Прочие расходы"

See the attached schedule for a complete list of the airports, airways, and airspaces.

Item	1	2	3	4	5	6
1. Name of the airport, airway, or airspace	11	12	13	14	15	16
2. Location of the airport, airway, or airspace						
3. Description of the airport, airway, or airspace						
4. Date of construction or completion						
5. Estimated cost of construction or completion						
6. Estimated value of the airport, airway, or airspace						
7. Estimated useful life of the airport, airway, or airspace						
8. Estimated annual operating cost of the airport, airway, or airspace						
9. Estimated annual revenue of the airport, airway, or airspace						
10. Estimated net annual cost of the airport, airway, or airspace						
11. Estimated net annual benefit of the airport, airway, or airspace						
12. Estimated net annual cost or benefit of the airport, airway, or airspace						

2011 - 2012

Item	1	2	3	4	5	6
1. Name of the airport, airway, or airspace						
2. Location of the airport, airway, or airspace						
3. Description of the airport, airway, or airspace						
4. Date of construction or completion						
5. Estimated cost of construction or completion						
6. Estimated value of the airport, airway, or airspace						
7. Estimated useful life of the airport, airway, or airspace						
8. Estimated annual operating cost of the airport, airway, or airspace						
9. Estimated annual revenue of the airport, airway, or airspace						
10. Estimated net annual cost of the airport, airway, or airspace						
11. Estimated net annual benefit of the airport, airway, or airspace						
12. Estimated net annual cost or benefit of the airport, airway, or airspace						

2013 - 2014

Item	1	2	3	4	5	6
1. Name of the airport, airway, or airspace						
2. Location of the airport, airway, or airspace						
3. Description of the airport, airway, or airspace						
4. Date of construction or completion						
5. Estimated cost of construction or completion						
6. Estimated value of the airport, airway, or airspace						
7. Estimated useful life of the airport, airway, or airspace						
8. Estimated annual operating cost of the airport, airway, or airspace						
9. Estimated annual revenue of the airport, airway, or airspace						
10. Estimated net annual cost of the airport, airway, or airspace						
11. Estimated net annual benefit of the airport, airway, or airspace						
12. Estimated net annual cost or benefit of the airport, airway, or airspace						

Amounts reported by the District are based on the best available information.

Item	1	2	3	4	5	6
1. Name of the airport, airway, or airspace						
2. Location of the airport, airway, or airspace						
3. Description of the airport, airway, or airspace						
4. Date of construction or completion						
5. Estimated cost of construction or completion						
6. Estimated value of the airport, airway, or airspace						
7. Estimated useful life of the airport, airway, or airspace						
8. Estimated annual operating cost of the airport, airway, or airspace						
9. Estimated annual revenue of the airport, airway, or airspace						
10. Estimated net annual cost of the airport, airway, or airspace						
11. Estimated net annual benefit of the airport, airway, or airspace						
12. Estimated net annual cost or benefit of the airport, airway, or airspace						

Amounts reported by the District are based on the best available information.

Item	1	2	3	4	5	6
1. Name of the airport, airway, or airspace						
2. Location of the airport, airway, or airspace						
3. Description of the airport, airway, or airspace						
4. Date of construction or completion						
5. Estimated cost of construction or completion						
6. Estimated value of the airport, airway, or airspace						
7. Estimated useful life of the airport, airway, or airspace						
8. Estimated annual operating cost of the airport, airway, or airspace						
9. Estimated annual revenue of the airport, airway, or airspace						
10. Estimated net annual cost of the airport, airway, or airspace						
11. Estimated net annual benefit of the airport, airway, or airspace						
12. Estimated net annual cost or benefit of the airport, airway, or airspace						

Year	2017	2018	2019	2020
Revenue	100	100	100	100
Expenses	100	100	100	100
Net Income	0	0	0	0
Assets	100	100	100	100
Liabilities	100	100	100	100
Equity	0	0	0	0

Table 1: Financial Statement Analysis

Item	2017	2018	2019	2020
Revenue	100	100	100	100
Expenses	100	100	100	100
Net Income	0	0	0	0
Assets	100	100	100	100
Liabilities	100	100	100	100
Equity	0	0	0	0

The above table shows the financial statement analysis for the year 2017 to 2020. The revenue and expenses are equal, resulting in a net income of zero. The assets and liabilities are also equal, resulting in an equity of zero.

Item	2017	2018	2019	2020
Revenue	100	100	100	100
Expenses	100	100	100	100
Net Income	0	0	0	0
Assets	100	100	100	100
Liabilities	100	100	100	100
Equity	0	0	0	0

The above table shows the financial statement analysis for the year 2017 to 2020. The revenue and expenses are equal, resulting in a net income of zero. The assets and liabilities are also equal, resulting in an equity of zero.

Item	2017	2018	2019	2020
Revenue	100	100	100	100
Expenses	100	100	100	100
Net Income	0	0	0	0
Assets	100	100	100	100
Liabilities	100	100	100	100
Equity	0	0	0	0

121.34	121.35	121.36	121.37	121.38
121.39	121.40	121.41	121.42	121.43

Subtotal of all items in this category

Item	Quantity	Unit Price	Total Price	Notes
...
Subtotal				

Subtotal of all items in this category

Item	Quantity	Unit Price	Total Price	Notes
...
Subtotal				

Subtotal of all items in this category

Item	Quantity	Unit Price	Total Price	Notes
...
Subtotal				

Subtotal of all items in this category

Item	Quantity	Unit Price	Total Price	Notes
...
Subtotal				

Subtotal of all items in this category

Item	Quantity	Unit Price	Total Price	Notes
...
Subtotal				

Probation Officer's Name: _____

Probation Officer's Title: _____

Probation Officer's Signature: _____

Case No.	Offender's Name	Offense	Probation Officer's Name	Probation Officer's Title	Probation Officer's Signature	Probation Officer's Date
1000	John Doe	Probation Violation	John Doe	Probation Officer	John Doe	10/10/2023

1. Probation Officer's Name: _____

Case No.	Offender's Name	Offense	Probation Officer's Name	Probation Officer's Title	Probation Officer's Signature	Probation Officer's Date
1000	John Doe	Probation Violation	John Doe	Probation Officer	John Doe	10/10/2023

2. Probation Officer's Name: _____

3. Probation Officer's Name: _____

Case No.	Offender's Name	Offense	Probation Officer's Name	Probation Officer's Title	Probation Officer's Signature	Probation Officer's Date
1000	John Doe	Probation Violation	John Doe	Probation Officer	John Doe	10/10/2023

4. Probation Officer's Name: _____

Case No.	Offender's Name	Offense	Probation Officer's Name	Probation Officer's Title	Probation Officer's Signature	Probation Officer's Date
1000	John Doe	Probation Violation	John Doe	Probation Officer	John Doe	10/10/2023

5. Probation Officer's Name: _____

Case No.	Offender's Name	Offense	Probation Officer's Name	Probation Officer's Title	Probation Officer's Signature	Probation Officer's Date
1000	John Doe	Probation Violation	John Doe	Probation Officer	John Doe	10/10/2023

6. Probation Officer's Name: _____

Case No.	Offender's Name	Offense	Probation Officer's Name	Probation Officer's Title	Probation Officer's Signature	Probation Officer's Date
1000	John Doe	Probation Violation	John Doe	Probation Officer	John Doe	10/10/2023

7. Probation Officer's Name: _____

Case No.	Offender's Name	Offense	Probation Officer's Name	Probation Officer's Title	Probation Officer's Signature	Probation Officer's Date
1000	John Doe	Probation Violation	John Doe	Probation Officer	John Doe	10/10/2023

8. Probation Officer's Name: _____

Case No.	Offender's Name	Offense	Probation Officer's Name	Probation Officer's Title	Probation Officer's Signature	Probation Officer's Date
1000	John Doe	Probation Violation	John Doe	Probation Officer	John Doe	10/10/2023

Year	Year	Year	Year	Year	Year	Year	Year	Year	Year
1997	1998	1999	2000	2001	2002	2003	2004	2005	2006
1	2	3	4	5	6	7	8	9	10
11	12	13	14	15	16	17	18	19	20

Table 1: Data for the first table

Year	Year	Year	Year	Year	Year	Year	Year	Year	Year
2007	2008	2009	2010	2011	2012	2013	2014	2015	2016
21	22	23	24	25	26	27	28	29	30

Table 2: Data for the second table

Year	Year	Year	Year	Year	Year	Year	Year	Year	Year
2017	2018	2019	2020	2021	2022	2023	2024	2025	2026
31	32	33	34	35	36	37	38	39	40

Table 3: Data for the third table

Year	Year	Year	Year	Year	Year	Year	Year	Year	Year
2027	2028	2029	2030	2031	2032	2033	2034	2035	2036
41	42	43	44	45	46	47	48	49	50

Table 4: Data for the fourth table

Year	Year	Year	Year	Year	Year	Year	Year	Year	Year
2037	2038	2039	2040	2041	2042	2043	2044	2045	2046
51	52	53	54	55	56	57	58	59	60

Table 5: Data for the fifth table

Year	Year	Year	Year	Year	Year	Year	Year	Year	Year
2047	2048	2049	2050	2051	2052	2053	2054	2055	2056
61	62	63	64	65	66	67	68	69	70

Table 6: Data for the sixth table

Year	Year	Year	Year	Year	Year	Year	Year	Year	Year
2057	2058	2059	2060	2061	2062	2063	2064	2065	2066
71	72	73	74	75	76	77	78	79	80

Table 7: Data for the seventh table

Year	Year	Year	Year	Year	Year	Year	Year	Year	Year
2067	2068	2069	2070	2071	2072	2073	2074	2075	2076
81	82	83	84	85	86	87	88	89	90

Table 8: Data for the eighth table

Year	Year	Year	Year	Year	Year	Year	Year	Year	Year
2077	2078	2079	2080	2081	2082	2083	2084	2085	2086
91	92	93	94	95	96	97	98	99	100

Table 9: Data for the ninth table

Item	Quantity	Unit	Description	Category	Material Code	Material Name	Material Type	Material Grade	Material Specification	Material Standard	Material Test Report	Material Approval	Material Date	Material Status
1	1	m ²
2	1	m ²

1.1. CONCRETE WORK

Item	Quantity	Unit	Description	Category	Material Code	Material Name	Material Type	Material Grade	Material Specification	Material Standard	Material Test Report	Material Approval	Material Date	Material Status
1	1	m ²

1.2. FORMWORK

Item	Quantity	Unit	Description	Category	Material Code	Material Name	Material Type	Material Grade	Material Specification	Material Standard	Material Test Report	Material Approval	Material Date	Material Status
1	1	m ²

1.3. ROOFING WORK

Item	Quantity	Unit	Description	Category	Material Code	Material Name	Material Type	Material Grade	Material Specification	Material Standard	Material Test Report	Material Approval	Material Date	Material Status
1	1	m ²

1.4. PAINTING WORK

Item	Quantity	Unit	Description	Category	Material Code	Material Name	Material Type	Material Grade	Material Specification	Material Standard	Material Test Report	Material Approval	Material Date	Material Status
1	1	m ²

1.5. ELECTRICAL WORK

Item	Quantity	Unit	Description	Category	Material Code	Material Name	Material Type	Material Grade	Material Specification	Material Standard	Material Test Report	Material Approval	Material Date	Material Status
1	1	m

1.6. MECHANICAL WORK

Item	Quantity	Unit	Description	Category	Material Code	Material Name	Material Type	Material Grade	Material Specification	Material Standard	Material Test Report	Material Approval	Material Date	Material Status
1	1	m ²

Task	Start Date	End Date	Duration	Priority	Responsible Party	Status	Notes
Task 1	01/01/2023	01/31/2023	30 days	High	John Doe	Completed	
Task 2	02/01/2023	02/28/2023	28 days	Medium	Jane Smith	In Progress	
Task 3	03/01/2023	03/31/2023	31 days	Low	Mike Johnson	Not Started	

Task 1: Project Initiation

Task ID	Task Name	Start Date	End Date	Duration	Priority	Responsible Party	Status
1.1	Project Kick-off Meeting	01/01/2023	01/05/2023	5 days	High	John Doe	Completed
1.2	Define Project Scope	01/06/2023	01/15/2023	10 days	High	Jane Smith	In Progress
1.3	Identify Stakeholders	01/16/2023	01/25/2023	10 days	Medium	Mike Johnson	Not Started

Task 2: Project Planning

This task involves defining the project scope, identifying stakeholders, and creating a project charter.

Task 3: Project Execution

Task ID	Task Name	Start Date	End Date	Duration	Priority	Responsible Party	Status
3.1	Develop Project Schedule	02/01/2023	02/15/2023	15 days	High	John Doe	In Progress
3.2	Allocate Resources	02/16/2023	02/28/2023	13 days	Medium	Jane Smith	Not Started
3.3	Monitor Project Progress	03/01/2023	03/31/2023	31 days	Low	Mike Johnson	Not Started

Task 4: Project Closing

Task ID	Task Name	Start Date	End Date	Duration	Priority	Responsible Party	Status
4.1	Final Project Review	04/01/2023	04/15/2023	15 days	High	John Doe	In Progress
4.2	Project Handover	04/16/2023	04/30/2023	15 days	Medium	Jane Smith	Not Started
4.3	Project Archiving	05/01/2023	05/31/2023	31 days	Low	Mike Johnson	Not Started

Task 5: Project Evaluation

This task involves evaluating the project's performance and identifying lessons learned.

Task ID	Task Name	Start Date	End Date	Duration	Priority	Responsible Party	Status
5.1	Conduct Post-Mortem	06/01/2023	06/15/2023	15 days	High	John Doe	In Progress
5.2	Document Lessons Learned	06/16/2023	06/30/2023	15 days	Medium	Jane Smith	Not Started
5.3	Project Closeout	07/01/2023	07/31/2023	31 days	Low	Mike Johnson	Not Started

Task 6: Project Reporting

Task ID	Task Name	Start Date	End Date	Duration	Priority	Responsible Party	Status
6.1	Prepare Project Report	08/01/2023	08/15/2023	15 days	High	John Doe	In Progress
6.2	Present Project Report	08/16/2023	08/30/2023	15 days	Medium	Jane Smith	Not Started
6.3	Project Archiving	09/01/2023	09/30/2023	30 days	Low	Mike Johnson	Not Started

Task 7: Project Handover

This task involves handing over the project to the client or the relevant department.

Task ID	Task Name	Start Date	End Date	Duration	Priority	Responsible Party	Status
7.1	Final Review Meeting	10/01/2023	10/15/2023	15 days	High	John Doe	In Progress
7.2	Handover Documents	10/16/2023	10/30/2023	15 days	Medium	Jane Smith	Not Started
7.3	Project Closeout	11/01/2023	11/30/2023	30 days	Low	Mike Johnson	Not Started

Task 8: Project Archiving

Task ID	Task Name	Start Date	End Date	Duration	Priority	Responsible Party	Status
8.1	Archive Project Files	12/01/2023	12/15/2023	15 days	High	John Doe	In Progress
8.2	Archive Project Documents	12/16/2023	12/30/2023	15 days	Medium	Jane Smith	Not Started
8.3	Project Closeout	01/01/2024	01/31/2024	31 days	Low	Mike Johnson	Not Started

Year	2008	2009	2010	2011	2012	2013	2014	2015	2016
1.1	2008	2009	2010	2011	2012	2013	2014	2015	2016
1.2	2008	2009	2010	2011	2012	2013	2014	2015	2016

Year	2008	2009	2010	2011	2012	2013	2014	2015	2016
2.1	2008	2009	2010	2011	2012	2013	2014	2015	2016
2.2	2008	2009	2010	2011	2012	2013	2014	2015	2016

Year	2008	2009	2010	2011	2012	2013	2014	2015	2016
3.1	2008	2009	2010	2011	2012	2013	2014	2015	2016
3.2	2008	2009	2010	2011	2012	2013	2014	2015	2016

Year	2008	2009	2010	2011	2012	2013	2014	2015	2016
4.1	2008	2009	2010	2011	2012	2013	2014	2015	2016
4.2	2008	2009	2010	2011	2012	2013	2014	2015	2016

Year	2008	2009	2010	2011	2012	2013	2014	2015	2016
5.1	2008	2009	2010	2011	2012	2013	2014	2015	2016
5.2	2008	2009	2010	2011	2012	2013	2014	2015	2016

Year	2008	2009	2010	2011	2012	2013	2014	2015	2016
6.1	2008	2009	2010	2011	2012	2013	2014	2015	2016
6.2	2008	2009	2010	2011	2012	2013	2014	2015	2016

Year	2008	2009	2010	2011	2012	2013	2014	2015	2016
7.1	2008	2009	2010	2011	2012	2013	2014	2015	2016
7.2	2008	2009	2010	2011	2012	2013	2014	2015	2016

Year	2008	2009	2010	2011	2012	2013	2014	2015	2016
8.1	2008	2009	2010	2011	2012	2013	2014	2015	2016
8.2	2008	2009	2010	2011	2012	2013	2014	2015	2016

Year	2008	2009	2010	2011	2012	2013	2014	2015	2016
9.1	2008	2009	2010	2011	2012	2013	2014	2015	2016
9.2	2008	2009	2010	2011	2012	2013	2014	2015	2016

Sl. No.	Name of the Candidate	Roll No.	Date of Birth	Category	Religion	Sex	Marital Status	Educational Qualification	Date of Birth	Date of Issuance	Date of Expiry	Remarks
1
2
3



...

...

...

Итого по разделу "Денежные средства и денежные эквиваленты"	114						
в том числе:							
денежные средства	114						0,00
денежные эквиваленты	0,00						0,00
Итого по разделу "Финансовые средства"	129						0,00
в том числе:							
финансовые средства	129						0,00
Итого по разделу "Имущество в виде финансовых инструментов"	140						0,00
в том числе:							
финансовые инструменты	140						0,00
Итого по разделу "Имущество в виде нематериальных активов"	140						0,00
в том числе:							
нематериальные активы	140						0,00
Итого по разделу "Имущество в виде материальных активов"	140						0,00
в том числе:							
материальные активы	140						0,00
Итого по разделу "Имущество в виде обязательств"	140						0,00
в том числе:							
обязательства	140						0,00
Итого по разделу "Имущество в виде прочих активов"	140						0,00
в том числе:							
прочие активы	140						0,00
Итого по разделу "Имущество в виде прочих обязательств"	140						0,00
в том числе:							
прочие обязательства	140						0,00

Решение о принятии к учету и признании в качестве имущества организации объектов, указанных в пункте 1 статьи 129 Федерального закона от 06.12.2007 № 251-ФЗ, принимается в форме протокола заседания совета директоров (наблюдательного совета) организации.

Исполнительный директор (подпись, печать):



 И. П. Корпусов



 И. П. Корпусов

Table 1: Financial Statement Summary

Statement Component	Actual	Budget	Variance
Revenue	1,234,567	1,200,000	34,567
Expenses	987,654	1,000,000	(12,346)
Net Income	246,913	200,000	46,913

Table 2: Financial Statement Summary

Statement Component	Actual	Budget	Variance
Revenue	567,890	550,000	17,890
Expenses	432,100	450,000	(17,900)
Net Income	135,790	100,000	35,790

Table 3: Financial Statement Summary

Statement Component	Actual	Budget	Variance
Revenue	345,678	330,000	15,678
Expenses	278,900	300,000	(21,100)
Net Income	66,778	30,000	36,778

Table 4: Financial Statement Summary

Statement Component	Actual	Budget	Variance
Revenue	1,234,567	1,200,000	34,567
Expenses	987,654	1,000,000	(12,346)
Net Income	246,913	200,000	46,913

Table 5: Financial Statement Summary

Statement Component	Actual	Budget	Variance
Revenue	678,901	650,000	28,901
Expenses	543,210	580,000	(36,790)
Net Income	135,691	70,000	65,691

Code	Project Name	Start	End	Status
101	Project A	1/1	1/1	Completed
102	Project B	1/1	1/1	Completed
103	Project C	1/1	1/1	Completed
104	Project D	1/1	1/1	Completed
105	Project E	1/1	1/1	Completed
106	Project F	1/1	1/1	Completed
107	Project G	1/1	1/1	Completed
108	Project H	1/1	1/1	Completed
109	Project I	1/1	1/1	Completed
110	Project J	1/1	1/1	Completed

Table with 5 columns: Code, Project Name, Start, End, Status. The table lists 10 projects, all of which are completed.

Code	Project Name	Start	End	Status
111	Project K	1/1	1/1	Completed
112	Project L	1/1	1/1	Completed
113	Project M	1/1	1/1	Completed
114	Project N	1/1	1/1	Completed
115	Project O	1/1	1/1	Completed
116	Project P	1/1	1/1	Completed
117	Project Q	1/1	1/1	Completed
118	Project R	1/1	1/1	Completed
119	Project S	1/1	1/1	Completed
120	Project T	1/1	1/1	Completed

Table with 5 columns: Code, Project Name, Start, End, Status. The table lists 10 projects, all of which are completed.

Code	Project Name	Start	End	Status
121	Project U	1/1	1/1	Completed
122	Project V	1/1	1/1	Completed
123	Project W	1/1	1/1	Completed
124	Project X	1/1	1/1	Completed
125	Project Y	1/1	1/1	Completed
126	Project Z	1/1	1/1	Completed
127	Project AA	1/1	1/1	Completed
128	Project AB	1/1	1/1	Completed
129	Project AC	1/1	1/1	Completed
130	Project AD	1/1	1/1	Completed

Table with 5 columns: Code, Project Name, Start, End, Status. The table lists 10 projects, all of which are completed.

Code	Project Name	Start	End	Status
131	Project AE	1/1	1/1	Completed
132	Project AF	1/1	1/1	Completed
133	Project AG	1/1	1/1	Completed
134	Project AH	1/1	1/1	Completed
135	Project AI	1/1	1/1	Completed
136	Project AJ	1/1	1/1	Completed
137	Project AK	1/1	1/1	Completed
138	Project AL	1/1	1/1	Completed
139	Project AM	1/1	1/1	Completed
140	Project AN	1/1	1/1	Completed

Variable	Unit	Source	Frequency
Age	Years	Survey	Annual
Gender	Male/Female	Survey	Annual
Income	USD	Survey	Annual
Education	Years	Survey	Annual
Health	Health Status	Survey	Annual
Assets	USD	Survey	Annual
Debt	USD	Survey	Annual
Consumption	USD	Survey	Annual
Savings	USD	Survey	Annual
Investment	USD	Survey	Annual
Welfare	Utility	Survey	Annual

Table 1.1: Summary of the data used in the analysis.

Variable	Unit	Source	Frequency
Age	Years	Survey	Annual
Gender	Male/Female	Survey	Annual
Income	USD	Survey	Annual
Education	Years	Survey	Annual
Health	Health Status	Survey	Annual
Assets	USD	Survey	Annual
Debt	USD	Survey	Annual
Consumption	USD	Survey	Annual
Savings	USD	Survey	Annual
Investment	USD	Survey	Annual
Welfare	Utility	Survey	Annual

Table 1.1: Summary of the data used in the analysis.

Variable	Unit	Source	Frequency
Age	Years	Survey	Annual
Gender	Male/Female	Survey	Annual
Income	USD	Survey	Annual
Education	Years	Survey	Annual
Health	Health Status	Survey	Annual
Assets	USD	Survey	Annual
Debt	USD	Survey	Annual
Consumption	USD	Survey	Annual
Savings	USD	Survey	Annual
Investment	USD	Survey	Annual
Welfare	Utility	Survey	Annual

Table 1.1: Summary of the data used in the analysis.

Variable	Unit	Source	Frequency
Age	Years	Survey	Annual
Gender	Male/Female	Survey	Annual
Income	USD	Survey	Annual
Education	Years	Survey	Annual
Health	Health Status	Survey	Annual
Assets	USD	Survey	Annual
Debt	USD	Survey	Annual
Consumption	USD	Survey	Annual
Savings	USD	Survey	Annual
Investment	USD	Survey	Annual
Welfare	Utility	Survey	Annual

Table 1.1: Summary of the data used in the analysis.

Variable	Unit	Source	Frequency
Age	Years	Survey	Annual
Gender	Male/Female	Survey	Annual
Income	USD	Survey	Annual
Education	Years	Survey	Annual
Health	Health Status	Survey	Annual
Assets	USD	Survey	Annual
Debt	USD	Survey	Annual
Consumption	USD	Survey	Annual
Savings	USD	Survey	Annual
Investment	USD	Survey	Annual
Welfare	Utility	Survey	Annual

1. The following information is required for the preparation of the financial statements for the year ended 31/12/2019:

2. The following information is required for the preparation of the financial statements for the year ended 31/12/2019:

Particulars	2019	2018
Trade receivables	100,000	120,000
Trade payables	80,000	90,000
Inventory	50,000	60,000
Prepaid expenses	20,000	15,000
Accrued expenses	10,000	12,000
Depreciation	15,000	18,000
Provision for doubtful debts	5,000	6,000
Retained earnings	200,000	180,000

3. The following information is required for the preparation of the financial statements for the year ended 31/12/2019:

Particulars	2019	2018
Trade receivables	120,000	100,000
Trade payables	90,000	80,000
Inventory	60,000	50,000
Prepaid expenses	15,000	20,000
Accrued expenses	12,000	10,000
Depreciation	18,000	15,000
Provision for doubtful debts	6,000	5,000
Retained earnings	220,000	200,000

4. The following information is required for the preparation of the financial statements for the year ended 31/12/2019:

5. The following information is required for the preparation of the financial statements for the year ended 31/12/2019:

Particulars	2019	2018
Trade receivables	150,000	130,000
Trade payables	120,000	110,000
Inventory	70,000	60,000
Prepaid expenses	20,000	15,000
Accrued expenses	15,000	12,000
Depreciation	25,000	20,000
Provision for doubtful debts	8,000	7,000
Retained earnings	250,000	230,000

6. The following information is required for the preparation of the financial statements for the year ended 31/12/2019:

Particulars	2019	2018
Trade receivables	180,000	160,000
Trade payables	150,000	140,000
Inventory	80,000	70,000
Prepaid expenses	25,000	20,000
Accrued expenses	20,000	15,000
Depreciation	30,000	25,000
Provision for doubtful debts	10,000	9,000
Retained earnings	280,000	260,000

7. The following information is required for the preparation of the financial statements for the year ended 31/12/2019:

Particulars	2019	2018
Trade receivables	200,000	180,000
Trade payables	180,000	170,000
Inventory	90,000	80,000
Prepaid expenses	30,000	25,000
Accrued expenses	25,000	20,000
Depreciation	35,000	30,000
Provision for doubtful debts	12,000	11,000
Retained earnings	310,000	290,000

8. The following information is required for the preparation of the financial statements for the year ended 31/12/2019:

Particulars	2019	2018
Trade receivables	220,000	200,000
Trade payables	200,000	190,000
Inventory	100,000	90,000
Prepaid expenses	35,000	30,000
Accrued expenses	30,000	25,000
Depreciation	40,000	35,000
Provision for doubtful debts	15,000	14,000
Retained earnings	340,000	320,000

9. The following information is required for the preparation of the financial statements for the year ended 31/12/2019:

Particulars	2019	2018
Trade receivables	250,000	230,000
Trade payables	230,000	220,000
Inventory	110,000	100,000
Prepaid expenses	40,000	35,000
Accrued expenses	35,000	30,000
Depreciation	45,000	40,000
Provision for doubtful debts	18,000	17,000
Retained earnings	370,000	350,000

10. The following information is required for the preparation of the financial statements for the year ended 31/12/2019:

Particulars	2019	2018
Trade receivables	280,000	260,000
Trade payables	260,000	250,000
Inventory	120,000	110,000
Prepaid expenses	45,000	40,000
Accrued expenses	40,000	35,000
Depreciation	50,000	45,000
Provision for doubtful debts	20,000	19,000
Retained earnings	400,000	380,000

11. The following information is required for the preparation of the financial statements for the year ended 31/12/2019:

Particulars	2019	2018
Trade receivables	300,000	280,000
Trade payables	280,000	270,000
Inventory	130,000	120,000
Prepaid expenses	50,000	45,000
Accrued expenses	45,000	40,000
Depreciation	55,000	50,000
Provision for doubtful debts	22,000	21,000
Retained earnings	430,000	410,000

Item	Quantity	Unit	Material	Rate	Amount	Remarks
1	1	m
2	1	m

20. ...

Item	Quantity	Unit	Material	Rate	Amount	Remarks
1	1	m
2	1	m

21. ...

Item	Quantity	Unit	Material	Rate	Amount	Remarks
1	1	m
2	1	m

22. ...

Item	Quantity	Unit	Material	Rate	Amount	Remarks
1	1	m
2	1	m

23. ...

Item	Quantity	Unit	Material	Rate	Amount	Remarks
1	1	m
2	1	m

24. ...

25. ...

Item	Quantity	Unit	Material	Rate	Amount	Remarks
1	1	m
2	1	m

26. ...

Item	Quantity	Unit	Material	Rate	Amount	Remarks
1	1	m
2	1	m

27. ...

Item	Quantity	Unit	Material	Rate	Amount	Remarks
1	1	m
2	1	m

28. ...

Item	Quantity	Unit	Material	Rate	Amount	Remarks
1	1	m
2	1	m

29. ...

Item	Quantity	Unit	Material	Part No.	Remarks	Drawn	Checked	Approved
1	1	EA	Steel Plate	1/2" x 6" x 12"	Support for...			
2	1	EA	Steel Plate	1/2" x 6" x 12"	Support for...			
3	1	EA	Steel Plate	1/2" x 6" x 12"	Support for...			

Item	Quantity	Unit	Material	Part No.	Remarks	Drawn	Checked	Approved
4	1	EA	Steel Plate	1/2" x 6" x 12"	Support for...			
5	1	EA	Steel Plate	1/2" x 6" x 12"	Support for...			

Item	Quantity	Unit	Material	Part No.	Remarks	Drawn	Checked	Approved
6	1	EA	Steel Plate	1/2" x 6" x 12"	Support for...			
7	1	EA	Steel Plate	1/2" x 6" x 12"	Support for...			

Item	Quantity	Unit	Material	Part No.	Remarks	Drawn	Checked	Approved
8	1	EA	Steel Plate	1/2" x 6" x 12"	Support for...			
9	1	EA	Steel Plate	1/2" x 6" x 12"	Support for...			

Item	Quantity	Unit	Material	Part No.	Remarks	Drawn	Checked	Approved
10	1	EA	Steel Plate	1/2" x 6" x 12"	Support for...			
11	1	EA	Steel Plate	1/2" x 6" x 12"	Support for...			

Item	Quantity	Unit	Material	Part No.	Remarks	Drawn	Checked	Approved
12	1	EA	Steel Plate	1/2" x 6" x 12"	Support for...			
13	1	EA	Steel Plate	1/2" x 6" x 12"	Support for...			

Item	Quantity	Unit	Material	Part No.	Remarks	Drawn	Checked	Approved
14	1	EA	Steel Plate	1/2" x 6" x 12"	Support for...			
15	1	EA	Steel Plate	1/2" x 6" x 12"	Support for...			

Item	Quantity	Unit	Material	Part No.	Remarks	Drawn	Checked	Approved
16	1	EA	Steel Plate	1/2" x 6" x 12"	Support for...			
17	1	EA	Steel Plate	1/2" x 6" x 12"	Support for...			

Item	Quantity	Unit	Material	Part No.	Remarks	Drawn	Checked	Approved
18	1	EA	Steel Plate	1/2" x 6" x 12"	Support for...			
19	1	EA	Steel Plate	1/2" x 6" x 12"	Support for...			

Item	Quantity	Unit	Material	Part No.	Remarks	Drawn	Checked	Approved
20	1	EA	Steel Plate	1/2" x 6" x 12"	Support for...			
21	1	EA	Steel Plate	1/2" x 6" x 12"	Support for...			

1	Project	Project Name	Project Description	Project Status	Project Start	Project End	Project Budget	Project Manager	Project Location
2									

Project 1: [Project Name]

Project Description: [Project Description]

1	Task	Task Name	Task Description	Task Status	Task Start	Task End	Task Budget	Task Manager
2								

Project 2: [Project Name]

Project Description: [Project Description]

1	Task	Task Name	Task Description	Task Status	Task Start	Task End	Task Budget	Task Manager
2								

Project 3: [Project Name]

Project Description: [Project Description]

1	Task	Task Name	Task Description	Task Status	Task Start	Task End	Task Budget	Task Manager
2								

Project 4: [Project Name]

1	Task	Task Name	Task Description	Task Status	Task Start	Task End	Task Budget	Task Manager
2								

Project 5: [Project Name]

1	Task	Task Name	Task Description	Task Status	Task Start	Task End	Task Budget	Task Manager
2								

Project 6: [Project Name]

1	Task	Task Name	Task Description	Task Status	Task Start	Task End	Task Budget	Task Manager
2								

Project 7: [Project Name]

1	Task	Task Name	Task Description	Task Status	Task Start	Task End	Task Budget	Task Manager
2								

Project 8: [Project Name]

Project Description: [Project Description]

1	Task	Task Name	Task Description	Task Status	Task Start	Task End	Task Budget	Task Manager
2								

Sl. No.	Name of the Candidate	Roll No.	Grade	Subject	Score	Percentage	Remarks	Signature	Date
1
2
3
4

Signature of the Candidate

Sl. No.	Name of the Candidate	Roll No.	Grade	Subject	Score	Percentage	Remarks	Signature	Date
1
2
3
4



Signature of the Candidate

主要业务分部

分部名称	分部收入	分部毛利
零售	1,000,000,000	100,000,000
其他	100,000,000	10,000,000
合计	1,100,000,000	110,000,000

分部业绩

分部名称	分部收入	分部毛利
零售	1,000,000,000	100,000,000
其他	100,000,000	10,000,000
合计	1,100,000,000	110,000,000

分部业绩

分部名称	分部收入	分部毛利
零售	1,000,000,000	100,000,000
其他	100,000,000	10,000,000
合计	1,100,000,000	110,000,000

分部业绩

分部名称	分部收入	分部毛利
零售	1,000,000,000	100,000,000
其他	100,000,000	10,000,000
合计	1,100,000,000	110,000,000

分部业绩

分部名称	分部收入	分部毛利
零售	1,000,000,000	100,000,000
其他	100,000,000	10,000,000
合计	1,100,000,000	110,000,000

Sub-Module Details	Duration	Self-paced / Instructor-led
Module 1: Introduction to Project Management	5	Self-paced
Module 2: Project Planning and Scheduling	10	Self-paced
Module 3: Risk Management	5	Self-paced
Module 4: Project Communication	5	Self-paced
Module 5: Project Procurement	5	Self-paced
Module 6: Project Closing	5	Self-paced
Module 7: Project Management Tools	5	Self-paced
Module 8: Project Management Case Studies	5	Self-paced
Module 9: Project Management Best Practices	5	Self-paced
Module 10: Project Management Ethics	5	Self-paced
Module 11: Project Management Leadership	5	Self-paced
Module 12: Project Management Innovation	5	Self-paced
Module 13: Project Management Future Trends	5	Self-paced
Module 14: Project Management Career Development	5	Self-paced
Module 15: Project Management Certification Preparation	5	Self-paced
Module 16: Project Management Final Review	5	Self-paced
Module 17: Project Management Final Exam	5	Self-paced
Module 18: Project Management Certificate Award	5	Self-paced

Module 1: Introduction to Project Management
This module provides a comprehensive overview of project management, including the definition of a project, the project management process, and the role of the project manager. It covers the importance of project management in various industries and the benefits of effective project management.

Module Details	Duration	Self-paced / Instructor-led
Module 1: Introduction to Project Management	5	Self-paced
Module 2: Project Planning and Scheduling	10	Self-paced
Module 3: Risk Management	5	Self-paced
Module 4: Project Communication	5	Self-paced
Module 5: Project Procurement	5	Self-paced
Module 6: Project Closing	5	Self-paced
Module 7: Project Management Tools	5	Self-paced
Module 8: Project Management Case Studies	5	Self-paced
Module 9: Project Management Best Practices	5	Self-paced
Module 10: Project Management Ethics	5	Self-paced
Module 11: Project Management Leadership	5	Self-paced
Module 12: Project Management Innovation	5	Self-paced
Module 13: Project Management Future Trends	5	Self-paced
Module 14: Project Management Career Development	5	Self-paced
Module 15: Project Management Certification Preparation	5	Self-paced
Module 16: Project Management Final Review	5	Self-paced
Module 17: Project Management Final Exam	5	Self-paced
Module 18: Project Management Certificate Award	5	Self-paced

Module 2: Project Planning and Scheduling
This module focuses on the planning and scheduling phases of project management. It covers the development of a project plan, the identification of project tasks, and the creation of a project schedule. It also discusses the importance of resource allocation and the use of project management software.

Module Details	Duration	Self-paced / Instructor-led
Module 1: Introduction to Project Management	5	Self-paced
Module 2: Project Planning and Scheduling	10	Self-paced
Module 3: Risk Management	5	Self-paced
Module 4: Project Communication	5	Self-paced
Module 5: Project Procurement	5	Self-paced
Module 6: Project Closing	5	Self-paced
Module 7: Project Management Tools	5	Self-paced
Module 8: Project Management Case Studies	5	Self-paced
Module 9: Project Management Best Practices	5	Self-paced
Module 10: Project Management Ethics	5	Self-paced
Module 11: Project Management Leadership	5	Self-paced
Module 12: Project Management Innovation	5	Self-paced
Module 13: Project Management Future Trends	5	Self-paced
Module 14: Project Management Career Development	5	Self-paced
Module 15: Project Management Certification Preparation	5	Self-paced
Module 16: Project Management Final Review	5	Self-paced
Module 17: Project Management Final Exam	5	Self-paced
Module 18: Project Management Certificate Award	5	Self-paced

Module 3: Risk Management
This module explores the concept of risk management in project management. It covers the identification of project risks, the assessment of risk impact, and the development of risk mitigation strategies. It also discusses the importance of communication and collaboration in risk management.

Module Details	Duration	Self-paced / Instructor-led
Module 1: Introduction to Project Management	5	Self-paced
Module 2: Project Planning and Scheduling	10	Self-paced
Module 3: Risk Management	5	Self-paced
Module 4: Project Communication	5	Self-paced
Module 5: Project Procurement	5	Self-paced
Module 6: Project Closing	5	Self-paced
Module 7: Project Management Tools	5	Self-paced
Module 8: Project Management Case Studies	5	Self-paced
Module 9: Project Management Best Practices	5	Self-paced
Module 10: Project Management Ethics	5	Self-paced
Module 11: Project Management Leadership	5	Self-paced
Module 12: Project Management Innovation	5	Self-paced
Module 13: Project Management Future Trends	5	Self-paced
Module 14: Project Management Career Development	5	Self-paced
Module 15: Project Management Certification Preparation	5	Self-paced
Module 16: Project Management Final Review	5	Self-paced
Module 17: Project Management Final Exam	5	Self-paced
Module 18: Project Management Certificate Award	5	Self-paced

Module 4: Project Communication
This module focuses on the communication aspects of project management. It covers the development of a communication plan, the identification of project stakeholders, and the use of communication tools and techniques. It also discusses the importance of transparency and collaboration in project communication.

1. 10/10/2010 10:10:10 AM

2. 10/10/2010 10:10:10 AM

Item	Quantity	Unit Price	Total Price	Remarks
1	1	10000	10000	Item 1
2	1	10000	10000	Item 2
3	1	10000	10000	Item 3

3. 10/10/2010 10:10:10 AM

Item	Quantity	Unit Price	Total Price	Remarks
1	1	10000	10000	Item 1
2	1	10000	10000	Item 2
3	1	10000	10000	Item 3

4. 10/10/2010 10:10:10 AM

Item	Quantity	Unit Price	Total Price	Remarks
1	1	10000	10000	Item 1
2	1	10000	10000	Item 2
3	1	10000	10000	Item 3

5. 10/10/2010 10:10:10 AM

Item	Quantity	Unit Price	Total Price	Remarks
1	1	10000	10000	Item 1
2	1	10000	10000	Item 2
3	1	10000	10000	Item 3

6. 10/10/2010 10:10:10 AM

Item	Quantity	Unit Price	Total Price	Remarks
1	1	10000	10000	Item 1
2	1	10000	10000	Item 2
3	1	10000	10000	Item 3

7. 10/10/2010 10:10:10 AM

Item	Quantity	Unit Price	Total Price	Remarks
1	1	10000	10000	Item 1
2	1	10000	10000	Item 2
3	1	10000	10000	Item 3

8. 10/10/2010 10:10:10 AM

Item	Quantity	Unit Price	Total Price	Remarks
1	1	10000	10000	Item 1
2	1	10000	10000	Item 2
3	1	10000	10000	Item 3

9. 10/10/2010 10:10:10 AM

Item	Quantity	Unit Price	Total Price	Remarks
1	1	10000	10000	Item 1
2	1	10000	10000	Item 2
3	1	10000	10000	Item 3

10. 10/10/2010 10:10:10 AM

Item	Quantity	Unit Price	Total Price	Remarks
1	1	10000	10000	Item 1
2	1	10000	10000	Item 2
3	1	10000	10000	Item 3

1	1	1	1	1	1	1	1	1	1	1	1	1	1	1	1	1	1	1	1
2	2	2	2	2	2	2	2	2	2	2	2	2	2	2	2	2	2	2	2

1. The first part of the document is the title page.

1	1	1	1	1	1	1	1	1	1	1	1	1	1	1	1	1	1	1	1
2	2	2	2	2	2	2	2	2	2	2	2	2	2	2	2	2	2	2	2

2. The second part of the document is the abstract.

1	1	1	1	1	1	1	1	1	1	1	1	1	1	1	1	1	1	1	1
2	2	2	2	2	2	2	2	2	2	2	2	2	2	2	2	2	2	2	2

3. The third part of the document is the introduction.

1	1	1	1	1	1	1	1	1	1	1	1	1	1	1	1	1	1	1	1
2	2	2	2	2	2	2	2	2	2	2	2	2	2	2	2	2	2	2	2

4. The fourth part of the document is the literature review.

1	1	1	1	1	1	1	1	1	1	1	1	1	1	1	1	1	1	1	1
2	2	2	2	2	2	2	2	2	2	2	2	2	2	2	2	2	2	2	2

5. The fifth part of the document is the methodology.

1	1	1	1	1	1	1	1	1	1	1	1	1	1	1	1	1	1	1	1
2	2	2	2	2	2	2	2	2	2	2	2	2	2	2	2	2	2	2	2

6. The sixth part of the document is the results.

1	1	1	1	1	1	1	1	1	1	1	1	1	1	1	1	1	1	1	1
2	2	2	2	2	2	2	2	2	2	2	2	2	2	2	2	2	2	2	2

7. The seventh part of the document is the discussion.

1	1	1	1	1	1	1	1	1	1	1	1	1	1	1	1	1	1	1	1
2	2	2	2	2	2	2	2	2	2	2	2	2	2	2	2	2	2	2	2

8. The eighth part of the document is the conclusion.

1	1	1	1	1	1	1	1	1	1	1	1	1	1	1	1	1	1	1	1
2	2	2	2	2	2	2	2	2	2	2	2	2	2	2	2	2	2	2	2

9. The ninth part of the document is the references.

Page	Year	Month	Day	Time	Location	Activity	Remarks
1	2023	01	15	08:00	Office
2	2023	01	16	09:00	Field

...

Item	Description	Quantity	Unit	Remarks
1
2

...

Category	Sub-category	Item	Quantity	Unit	Remarks
...

...

Item	Description	Quantity	Unit	Remarks
1

...

...

Date	Activity	Duration	Remarks
...

...

...

Item	Description	Quantity	Unit	Remarks
1

...

Item	Description	Quantity	Unit	Remarks
1
2

...

...

Item	Description	Quantity	Unit	Remarks
1
2

Sl. No.	Project Name	Project ID	Project Start Date	Project End Date	Project Status	Project Description	Project Manager	Project Budget	Project Progress	Project Risks	Project Deliverables
1	Project A	1001	2023-01-01	2023-03-31	Completed	Project A description	John Doe	\$100,000	100%	Low	Deliverable A
2	Project B	1002	2023-04-01	2023-06-30	In Progress	Project B description	Jane Smith	\$200,000	75%	Medium	Deliverable B
3	Project C	1003	2023-07-01	2023-09-30	On Hold	Project C description	Mike Johnson	\$150,000	0%	High	Deliverable C
4	Project D	1004	2023-10-01	2023-12-31	Planned	Project D description	Emily White	\$80,000	0%	Low	Deliverable D

Project A description

Project B description

Project C description

Project D description

Sl. No.	Task Name	Task ID	Task Start Date	Task End Date	Task Status	Task Description	Task Manager	Task Budget	Task Progress	Task Risks	Task Deliverables
1	Task 1	2001	2023-01-01	2023-01-15	Completed	Task 1 description	John Doe	\$10,000	100%	Low	Deliverable 1.1
2	Task 2	2002	2023-01-16	2023-02-01	In Progress	Task 2 description	Jane Smith	\$15,000	80%	Medium	Deliverable 2.1
3	Task 3	2003	2023-02-02	2023-02-15	On Hold	Task 3 description	Mike Johnson	\$10,000	0%	High	Deliverable 3.1

Task 1 description

Task 2 description

Task 3 description

Activity	Estimated hours	Estimated cost (\$ million)	Activity	Estimated hours	Estimated cost (\$ million)	Activity	Estimated hours	Estimated cost (\$ million)
...
...
...
...
...
...
...
...
...
...

Table 14. Estimated total labor (hours) and total cost (\$ million)

Activity	Estimated hours	Estimated cost (\$ million)	Activity	Estimated hours	Estimated cost (\$ million)
...
...
...
...
...
...



(Handwritten signature)

Case 1:18-cr-00013-DC

Defendant: DAVID P. BROWN Address: 1000 14th St NW City: Washington, DC State: DC	Plaintiff: UNITED STATES OF AMERICA Address: 400 New York Ave NW City: Washington, DC State: DC
--	--

Case 1:18-cr-00013-DC Document 1-1 Filed 05/22/18 Page 1 of 1

Case No.	18-00013
Date Filed	05/22/18

Case 1:18-cr-00013-DC Document 1-1 Filed 05/22/18 Page 1 of 1

Case No.	Date Filed	Case Name	Case Type	Case Status
18-00013	05/22/18	UNITED STATES OF AMERICA v. DAVID P. BROWN	FEDERAL CRIMINAL	OPEN

Case 1:18-cr-00013-DC Document 1-1 Filed 05/22/18 Page 1 of 1

Case No.	Date Filed	Case Name	Case Type	Case Status
18-00013	05/22/18	UNITED STATES OF AMERICA v. DAVID P. BROWN	FEDERAL CRIMINAL	OPEN

Case 1:18-cr-00013-DC Document 1-1 Filed 05/22/18 Page 1 of 1

Case No.	Date Filed	Case Name	Case Type	Case Status
18-00013	05/22/18	UNITED STATES OF AMERICA v. DAVID P. BROWN	FEDERAL CRIMINAL	OPEN

Sl. No.	Particulars	Amount	Total
1
2
3
4
5
6
7
8
9
10
11
12
13
14
15
16
17
18
19
20

...

Sl. No.	Particulars	Amount	Total
1
2
3
4
5
6
7
8
9
10
11
12
13
14
15
16
17
18
19
20

...

Sl. No.	Particulars	Amount	Total
1
2
3
4
5
6
7
8
9
10
11
12
13
14
15
16
17
18
19
20

...

Sl. No.	Particulars	Amount	Total
1
2
3
4
5
6
7
8
9
10
11
12
13
14
15
16
17
18
19
20

Sl. No.	Particulars	2017-18	2018-19	2019-20	2020-21	2021-22	2022-23	2023-24	2024-25	2025-26	2026-27	2027-28	2028-29	2029-30
1

21. Other ...

Sl. No.	Particulars	2017-18	2018-19	2019-20	2020-21	2021-22	2022-23	2023-24	2024-25	2025-26	2026-27	2027-28	2028-29	2029-30
1

22. Other ...

Sl. No.	Particulars	2017-18	2018-19	2019-20	2020-21	2021-22	2022-23	2023-24	2024-25	2025-26	2026-27	2027-28	2028-29	2029-30
1

23. Other ...

Sl. No.	Particulars	2017-18	2018-19	2019-20	2020-21	2021-22	2022-23	2023-24	2024-25	2025-26	2026-27	2027-28	2028-29	2029-30
1

24. Other ...

Sl. No.	Particulars	2017-18	2018-19	2019-20	2020-21	2021-22	2022-23	2023-24	2024-25	2025-26	2026-27	2027-28	2028-29	2029-30
1

25. Other ...

26. Other ...

Sl. No.	Particulars	2017-18	2018-19	2019-20	2020-21	2021-22	2022-23	2023-24	2024-25	2025-26	2026-27	2027-28	2028-29	2029-30
1

27. Other ...

Sl. No.	Particulars	2017-18	2018-19	2019-20	2020-21	2021-22	2022-23	2023-24	2024-25	2025-26	2026-27	2027-28	2028-29	2029-30
1

28. Other ...

Sl. No.	Particulars	2017-18	2018-19	2019-20	2020-21	2021-22	2022-23	2023-24	2024-25	2025-26	2026-27	2027-28	2028-29	2029-30
1

29. Other ...

Sl. No.	Particulars	2017-18	2018-19	2019-20	2020-21	2021-22	2022-23	2023-24	2024-25	2025-26	2026-27	2027-28	2028-29	2029-30
1

30. Other ...

Page	Page	Page	Page	Page	Page	Page	Page	Page	Page	Page	Page
1	2	3	4	5	6	7	8	9	10	11	12

Part 1: (100% Awarded) - [Award Name]

Part 1 is a [type of award] for [purpose].

Year	Amount	Source	Notes
2001	100.00	[Source]	[Notes]
2002	0.00		
2003	0.00		
2004	0.00		
2005	0.00		
2006	0.00		
2007	0.00		
2008	0.00		
2009	0.00		
2010	0.00		
2011	0.00		
2012	0.00		
2013	0.00		
2014	0.00		
2015	0.00		
2016	0.00		
2017	0.00		
2018	0.00		
2019	0.00		
2020	0.00		

Part 2 is a [type of award] for [purpose].

Year	Amount	Source	Notes
2001	0.00		
2002	0.00		
2003	0.00		
2004	0.00		
2005	0.00		
2006	0.00		
2007	0.00		
2008	0.00		
2009	0.00		
2010	0.00		
2011	0.00		
2012	0.00		
2013	0.00		
2014	0.00		
2015	0.00		
2016	0.00		
2017	0.00		
2018	0.00		
2019	0.00		
2020	0.00		

Part 3: (100% Awarded) - [Award Name]

Year	Amount	Source	Notes
2001	0.00		
2002	0.00		
2003	0.00		
2004	0.00		
2005	0.00		
2006	0.00		
2007	0.00		
2008	0.00		
2009	0.00		
2010	0.00		
2011	0.00		
2012	0.00		
2013	0.00		
2014	0.00		
2015	0.00		
2016	0.00		
2017	0.00		
2018	0.00		
2019	0.00		
2020	0.00		

Part 4: (100% Awarded) - [Award Name]

Year	Amount	Source	Notes
2001	0.00		
2002	0.00		
2003	0.00		
2004	0.00		
2005	0.00		
2006	0.00		
2007	0.00		
2008	0.00		
2009	0.00		
2010	0.00		
2011	0.00		
2012	0.00		
2013	0.00		
2014	0.00		
2015	0.00		
2016	0.00		
2017	0.00		
2018	0.00		
2019	0.00		
2020	0.00		

Part 5 is a [type of award] for [purpose].

Year	Amount	Source	Notes
2001	0.00		
2002	0.00		
2003	0.00		
2004	0.00		
2005	0.00		
2006	0.00		
2007	0.00		
2008	0.00		
2009	0.00		
2010	0.00		
2011	0.00		
2012	0.00		
2013	0.00		
2014	0.00		
2015	0.00		
2016	0.00		
2017	0.00		
2018	0.00		
2019	0.00		
2020	0.00		

Part 6: (100% Awarded) - [Award Name]

Year	Amount	Source	Notes
2001	0.00		
2002	0.00		
2003	0.00		
2004	0.00		
2005	0.00		
2006	0.00		
2007	0.00		
2008	0.00		
2009	0.00		
2010	0.00		
2011	0.00		
2012	0.00		
2013	0.00		
2014	0.00		
2015	0.00		
2016	0.00		
2017	0.00		
2018	0.00		
2019	0.00		
2020	0.00		

Part 7 is a [type of award] for [purpose].

Year	Amount	Source	Notes
2001	0.00		
2002	0.00		
2003	0.00		
2004	0.00		
2005	0.00		
2006	0.00		
2007	0.00		
2008	0.00		
2009	0.00		
2010	0.00		
2011	0.00		
2012	0.00		
2013	0.00		
2014	0.00		
2015	0.00		
2016	0.00		
2017	0.00		
2018	0.00		
2019	0.00		
2020	0.00		

Part 8 is a [type of award] for [purpose].

Part 9 is a [type of award] for [purpose].

Year	Amount	Source	Notes
2001	0.00		
2002	0.00		
2003	0.00		
2004	0.00		
2005	0.00		
2006	0.00		
2007	0.00		
2008	0.00		
2009	0.00		
2010	0.00		
2011	0.00		
2012	0.00		
2013	0.00		
2014	0.00		
2015	0.00		
2016	0.00		
2017	0.00		
2018	0.00		
2019	0.00		
2020	0.00		

5. VIJECI ZA IZRADU IZVJEŠTAJA O POSLOVANJU ZA 2014. GODINU

Redni broj	Ime i prezime	Stručna područja	Učestalost nastupa	Učestalost nastupa	Učestalost nastupa	Učestalost nastupa	Učestalost nastupa	Učestalost nastupa	Učestalost nastupa	Učestalost nastupa	Učestalost nastupa	Učestalost nastupa	Učestalost nastupa	Učestalost nastupa	Učestalost nastupa
1
2
3

... ..

Redni broj	Ime i prezime	Stručna područja	Učestalost nastupa	Učestalost nastupa	Učestalost nastupa	Učestalost nastupa	Učestalost nastupa	Učestalost nastupa	Učestalost nastupa	Učestalost nastupa	Učestalost nastupa	Učestalost nastupa	Učestalost nastupa	Učestalost nastupa	Učestalost nastupa
1
2
3



... ..

Отчет о вознаграждениях и расходах, связанных с доверительным управлением имуществом, составляющим активы акционерного инвестиционного фонда (имуществом, составляющим паевой инвестиционный фонд)

Раздел I. Реквизиты акционерного инвестиционного фонда (паевого инвестиционного фонда)

Полное наименование акционерного инвестиционного фонда (полное название паевого инвестиционного фонда)	Номер лицензии акционерного инвестиционного фонда (регистрационный номер прав на доверительное управление паевым инвестиционным фондом)	Код по Общероссийскому классификатору предприятий и организаций (ОКПО) акционерного инвестиционного фонда (паевого инвестиционного фонда)
1	2	3
Закртый паевой инвестиционный фонд недвижимости "Рентный 3"	1434	54156300

Раздел II. Параметры отчета о вознаграждениях и расходах

Текущий отчетный год	Код валюты, в которой определена стоимость чистых активов
1	2
2021	RUB

Раздел III. Сведения о вознаграждениях и расходах, связанных с управлением акционерным инвестиционным фондом (доверительным управлением паевым инвестиционным фондом)

Наименование показателя	Код строки	Значение показателя на текущую отчетную дату
1	2	3
Сумма вознаграждений, начисленных за услуги, оказанные в течение отчетного года - всего	01	1 200 500,48
в том числе:		
управляющей компании	01.01	662 894,42
специализированному депозитарию	01.02	236 066,10
лицу, осуществляющему ведение реестра акционеров акционерного инвестиционного фонда (владелец инвестиционных паев паевого инвестиционного фонда)	01.03	111 040,94
аудитору	01.04	223 000,00
аудиторской организации	01.05	37 500,00
брокера	01.06	0,00
Сумма расходов, связанных с доверительным управлением имуществом, составляющим активы акционерного инвестиционного фонда (имуществом, составляющим паевой инвестиционный фонд), - всего	02	2 885 216,36
в том числе (по видам расходов)		
Услуги брокера(в) по совершению сделок	02.01	1 885 140,82
Эксплуатационные расходы	02.02	631 800,57
налог на землю	02.03	0,00
налог на имущество	02.04	351 893,00
Государственная регистрация прав на недвижимость	02.05	0,00
Итого сумма вознаграждений и расходов (сумма строк 01+02)	03	4 185 706,84

Управляющей компанией паевого инвестиционного фонда следуют исполнять обязанности управляющей акционерного инвестиционного фонда управляющей компании паевого инвестиционного фонда:



Исполнителей лиц специализированного депозитария акционерного инвестиционного фонда (паевого инвестиционного фонда)

(инициалы, фамилия)

Прошито и пронумеровано
161 лист —
Руководитель аудита
АО «Горіславцев и К.Аудит»
Рыбакова М.А.

